

Date Specific

more information
can be found on the
ATPI Web site at
atpi.org

1.18.2008

ATPI Winter Conference
hotel deadline - see page 8

1.30-2.2.2008

PIEA Annual Conference
and PMA Trade Show -
Las Vegas, NV

2.14.2008

Texas A&M - Commerce
High School Shootout
deadline

2.15-17.2008

ATPI Winter Conference
Arlington, TX

3.31.2008

Imagemaker Team
application deadline

4.17-20.2008

JEA/NSPA Spring
Convention - Anaheim, CA

4.19-20.2008

80th Annual ILPC State
Conference - Austin, TX

4.22.2008

Hal Fulgham Scholarship
ATPI Top Program
deadlines

5.2008

Josten's Photo Contest
deadline

7.16-19.2008

ATPI Summer Workshop for
Instructors Only

The enclosed poster
represents some of the
winners from last year's
Top Program and Hal
Fulgham Scholarship
competitions. Our
thanks to Walsworth
Publishing and David
Massy for providing
these posters.

Volume 18 ♦ Issue 1
December 2007
A publication of the
Association of Texas
Photography Instructors

Winter Conference Changes Locations

ATPI to come back to University of Texas at Arlington after 16 years

An ongoing tradition since 1987, the ATPI Winter Conference has provided students and teachers with a range of classes and contests to improve photography skills. The 2008 Winter Conference will offer another great selection of classes, but in a new location and with some changes in the schedule.

Registration will begin at 1 p.m. on Friday in the Fine Arts building on the UTA campus with on-site contests from 3-5 p.m. that afternoon. Other on-site contests as well as various classes will begin at 9 a.m. on Saturday. The college/vendor show will also be held Saturday morning and will run until 1:30 p.m. Our keynote speaker will be Bill Fortney from Nikon, who will show his landscape work and talk about his 30+ year career in photography on Friday night. More details about Bill can be found on page two.


Primary changes for this year include an earlier start on Friday (by one hour), but a little later start on Saturday and Sunday mornings. One of the hands-on classes will be shifted to Sunday morning to break up the schedule.

While there are fast-food restaurants both North and South of the campus, ATPI will offer sandwiches and soft drinks for students that pay prior to the conference so that students don't have to walk. The cost is \$6 and can be included on the registration form. The deadline for reserving lunch is Feb. 8. Teachers can join ATPI in the ATPI Hospitality room for lunch and the Business meeting.


Some of the on-site contests have also changed this year. In the black and white print contest, students will need to bring a processed negative with them if they plan to compete. The category for this contest will be emailed to pre-registered instructors and posted on the web site on Friday, Feb. 1.

The ATPI Quiz Bowl will be given a rest this year, but the Academic Contest is back for both beginning and advanced students. Students will answer a 50 or 100 multiple-choice-question test over all areas of photography during a one-hour contest on Saturday morning.

Early bird registrations are due Feb. 1. A complete schedule can be found on page four.



Alyssa Braddock from Pflugerville HS received a first place award at the 2007 Winter Conference for her Environmental Self Portrait - a carry-in contest at the conference open to students and teachers. (entry details page 6).



In the ATPI Digital Editing contest, students were provided with a series of images and given 90 minutes to create a CD cover using Adobe Photoshop. Andrew Heffer from Allen HS won Best of Show for his project at the 2007 Winter Conference. The ATPI Digital Editing contest will take place at 9 a.m. on Saturday morning, Feb. 16. Registration information and contest details can be found on page six.

**Check out
the online
registration
form for the
conference
on the ATPI
web site.
Use the form
to reserve
spots for you
and your
students.
Registration
will be
capped at
300. Free
instructor
registration
with six
students.**

Newsbriefs

2008 Workshop moves to July

Due to other summer workshops, the ATPI Summer Workshop for Instructors Only will move to July 16-19, 2008 this year. While the date may change, the location - Commerce, Texas - and the same great lineup of classes will still be there.

John Knauer from Olympus will be back this summer and is bringing Pulitzer prize winners Jay Dickman and Skeeter Hagler with him. Jeff Grimm will be teaching a class for new teachers while Dan Regalado will work with a group in the darkroom utilizing plastic and toy cameras. Stan Godwin joins us from Massachusetts to offer an Intermediate Photoshop class. Jake Palenske will offer either an InDesign class or a Podcasting/New Media class, depending on interest.

Watch the Web site for full details and registration information.

Top Program Award

The ATPI Top Program competition will take place in April 2008. Schools from Texas may compete in this competition. Schools must have at least one member of ATPI in order to enter school portfolios. The Top Program school will receive, thanks to John Knauer and Olympus, a brand new Olympus digital camera kit. Check the ATPI web site for more details and entry forms. Entries are due April 22, 2008.

Scholarship Contest

The Hal Fulgham Scholarship, which is available to a graduating student of a Texas ATPI member, is divided into two divisions - Fine Art or Photojournalism. These two contests will be judged separately. The first place winner in both divisions will receive \$750, while the second place winner in each division will receive \$350. Third place winners will receive \$150 this year. Students will be able to receive only one cash award, but can be recognized for multiple places within the competition. Check the ATPI web site for more details and entry forms. Entries are due April 22, 2008.

Nikon to Sponsor Keynote Speaker

Noted author and photographer Bill Fortney to speak at conference

Bill Fortney is a professional photographer with 33 years of experience in numerous areas of photography. An award-winning photojournalist and sports photographer, he was the official photographer for the Washington Redskins during the strike-shortened Super Bowl season. As a magazine photojournalist, he has interviewed and photographed over 70 celebrities. Over the past 15 years Bill has become one of the best-known nature photography teachers in America. His company, The Great American Photography Workshops, is one of the most successful and top-rated workshop presenters, and he has worked with a virtual Who's Who of




photo © Bill Fortney

<http://www.billfortney.net/>

natural history photographers. In August 2002 Bill joined Nikon as a Professional Services Representative for the national nature market and the southern United States. He is a much sought-after speaker/entertainer.

Bill Fortney and David Middleton produced the runaway best-seller *The Nature of America*. Bill's book *America from 500 Feet* has become a best-seller as well. His third book, *Great Photography Workshop: Getting Serious about Outdoor Photography!*, was the best-selling outdoor photography instructional book of 2003. Bill's most recent venture is *America from 500 Feet II*, which will be released in November 2008.

Workshops Offered Opportunities for Teachers Last Summer



Judith Murray and Javonna May show off the Olympus digital cameras they won at the Summer Workshop, thanks to John Knauer and Olympus America. Skeeter Hagler, Pulitzer winner, helped with the People, Places and Things class.

ATPI summer activities provided attendees a cultural experience in either Commerce, Texas or Vienna, Austria.

The annual ATPI Summer Workshop for Instructors was held June 27-30, 2007 on the campus of Texas A&M-Commerce.

Hoping to meet everyone's expectations, several classes were offered.

The Working Photographer and Road Trip class were

combined into a class called People, Places and Things and gave students a chance to visit the local businesses and surrounding towns. Members visited with a local Model Train Club where they photographed miniature villages complete with bridges and tunnels. However the highlight was hearing the stories of the train "engineers."

Technology based classes included Photoshop and Convergent Media. These classes gave teachers an opportunity to develop assignments and projects which could be adapted to the classroom.

Traveling to Europe, ATPI and TAJE sponsored a photography workshop based in a small village outside of Vienna.

Classes were provided in lighting, composition, nature/outdoor photography, night photography and Photoshop.

Participants resided in 100-year-old former convent and enjoyed most meals in the local Gasthaus where they sampled the local cuisine.

Shooting High School Sports

by Jeff Grimm

So you want to shoot better sports shots? We can help. Here's a few tips:

Go to www.sportsshooter.com and start learning!!! Analyze what you like; think about where the photographer was, consider the shutter speed, what length of lens was used, what ISO was probably used? If you don't know the answers - ask your teacher OR, better yet, email the photographer and ask. Establish a rapport if you can.

Use shutter speeds that are fast enough to freeze the action. Shoot at a 1/250th of a second or faster. The closer you are to the action the faster your shutter speed will have to be. And the longer the lens you use (telephotos generally help sports shots) the faster the shutter speed will have to use.

Avoid cameras with a delay feature if you plan to shoot sports.

Make it a goal to shoot the first game in every sport, especially home games. By shooting early in a season you learn from your failures as well as your successes. But you also have time to re-shoot if you don't get the images you need the first time.

Create an environment where students have a friendly competition for the best shots when they go to games. Make them separate around the field or court so that the images are different.

Let beginners shoot JV sports because they move more slowly.

Anyone can shoot sports off TV and learn a great deal! Even without film in a film camera.

2007 Fall Contest names 206 winners

Fifty-nine schools from six states enter more than 2900 images/videos

The 2007 ATPI Fall Photo Contest was judged on Nov. 3 at Trinity HS in Euless. This year's contest featured entries from 59 schools from Texas, Iowa, Kansas, Minnesota, Virginia and Ohio.


The Advanced Best of Show winner is Adam Brobjorg from St. Mark's School of Texas in Dallas. Receiving Best of Show in the Beginning division is Christina Rees from Greenhill School in Addison. Repeating as the Faculty Best of Show winner for the second year is Frank Lopez from the Greenhill School in Addison.

The judges for this year included Chad Smith, photography professor from Texas A&M University - Commerce, Darren Braun, Dallas photo-illustrator, and Joe Pat Davis, a Dallas photographic artist. McKenzie Stokes, Arlington ISD media production specialist, judged the video entries.

According to Stokes, "I really enjoyed judging the video entries. Overall the camera work was great. I saw so many great angle shots, interesting POV shots and nice B-roll in the news pieces."

"One thing to watch out for is the tendency to lose your message in your piece. Avoid doing cool techniques just for cool's sake. Every shot, sound and dialog needs to move your piece in the direction you set for it at the beginning."

A full list of winners can be found on the ATPI Web site.



(Clockwise from top right) Nicki Swann, Wakeland HS (Frisco), won second in the Beg Student Life category. St. Mark's School of Texas (Dallas) student David Henry had eight winners including this second

in Adv Sports/Action. Tonya Lee, Greenhill School (Addison) took second in Adv Landscape/Nature while her classmate, Christina Rees, won first place in Beg Digitally Constructed Single Image.

2008 Fall Contest to See Major Changes in Format, Entry Process

During the June 2007 board meeting the ATPI Board of Directors moved forward with changes to the annual ATPI Fall Contest. These changes will be implemented for the 2008 contest, which will take place at the end of October 2008.

To start preparing schools for these changes, instructional sessions will be offered at the Winter Conference to explain entry procedures. Additionally, information will be posted on the ATPI web site next spring.

The primary change is that all existing print categories will switch to digital entries. This means that students will submit digital files on CDs for each of the categories. No photographic prints will be accepted for the standard categories such as portrait, landscape/cityscape, sports, etc.

Students will be required to enter their name, school name, division (Beginning or Advanced) and category into specific File Info/XMP data fields in the digital file and follow a standard naming convention for their entry. Entries will be disqualified if the data is missing.

Schools will submit one CD for each category so a school package might include CDs for Student Life, Sports, Open and Portrait. Each CD will contain a folder with Beginning entries and a folder with Advanced entries. To save on return postage, these CDs will not be mailed back to the schools after the judging.

A special category for Black and White Darkroom Print will be added to the contest. This category will showcase students who are still working with traditional black and white chemicals and photographic paper. Entries will be judged on print quality, choice of subject matter, creativity and presentation. These entries must be matted or mounted in order to compete. Additionally, a Black and White Inkjet Print category will also be offered. Judging will follow the same criteria.

Several new categories will be added to the contest. Students and teachers are encouraged to submit nominations for new categories to any of the officers or to info@atpi.org. The thematic category topic will be posted on the ATPI website in August.

- Single image entries for most categories will be submitted digitally on CD
- Special categories for BW Darkroom and Inkjet prints
- Entry information must be included in File Info

FRIDAY, FEBRUARY 15

1 p.m.
Registration opens

3 - 5 p.m.
Video contests
BW Printing Contest
Color Print Contest
Advanced Portfolio Reviews
Sessions

7 p.m. - 9 p.m.
Keynote Speaker - Bill Fortney
sponsored by Nikon

SATURDAY, FEBRUARY 16

9 a.m. - noon
BW Printing Contest
ATPI Photoshop contest
ATPI Digital Photo Contest
Faculty Digital Contest

9 a.m. - 1:30 p.m.
College/Vendor Show

10 - 10:50 a.m.
Sessions
Beginning Portfolio Reviews
Advanced Portfolio Reviews

11 - 11:50 a.m.
Sessions
Beginning Portfolio Reviews
Advanced Portfolio Reviews

noon - 1:30 p.m.
Lunch

1:30 - 2:50 p.m.
Hands-on classes

3 - 3:50 p.m.
Sessions

4 - 4:50 p.m.
Sessions

5 - 5:30 p.m.
Color Print Turn-in

SUNDAY, FEBRUARY 17

9 - 9:50 a.m.
Sessions

10 - 11:20 a.m.
Hands-on classes

11:30 a.m. - 12:30 p.m.
Awards Ceremony

2008 ATPI Winter Conference

in-depth classes

90-minute in-depth classes will be offered Saturday afternoon at 1:30 p.m. and Sunday at 10 a.m. Students and teachers should select two classes, plus two alternates, and fill in this information on the registration form. Some of these classes will be offered twice while others may be cancelled due to scheduling issues. On the materials list, camera and film can also mean a digital camera.

H101 Tips and Tricks for Digital Imaging

Learn the basics of Adobe Photoshop. Designed for students or teachers who have limited experience with Photoshop. *Materials: none*

H102 Working with RAW Photos

RAW files offer better controls for working with digital images to bring out the best qualities of the data. Learn ways to get the most out of the RAW format. *Materials: none, but you can bring some RAW images on CD if you would like*

H103 Creating Digital Workflows

Learn methods for working with digital files from capture to processing to storage. *Materials: none*

H104 The Creative Side of Photoshop

Use Adobe Photoshop to create amazing illustrations or works of art. Learn about some of the filters and other tools that let you create images from scratch. *Materials: none*

H105 Environmental Portrait

Take your subject out of a sterile environment and put him or her into an environment that tells us something about the subject. Go on location to see how to get the most out of a portrait situation. *Materials: camera and film*

H106 Hand Tinting/Toning Techniques

Work with a variety of methods for coloring black-and-white prints. *Materials: none*

H107 Design and Composition

After a brief discussion of photographic design and aesthetics, you'll participate in a walking tour on the UTA campus to examine ways of seeing photographically. *Materials: camera and film*

H108 Studio Portraiture

Lighting patterns and lighting quality, posing tips and working with subjects in a formal studio setting will all be covered. *Materials: camera and film*

H109 Pinhole Photography

Learn how to make and use pinhole cameras. *Materials: none*

H110 Studio Still Life

Learn some tips and tricks for bringing inanimate objects like glass, food and jewelry to life. *Materials: camera*

H111 Shooting Workshop

Perfect for the first-year photo student. Learn how to be a master of your camera. Composition, light metering in tricky situations, bulb and flash will all be covered. Bring your questions and your cameras! *Materials: camera, flash and film*

H112 Fashion Photography

Learn tips for working with models to bring out the best in the person and what is being sold. *Materials: camera*

H113 Video Storytelling

Learn storytelling tips to use with your video camera. *Materials: video camera*

portfolio reviews

H114 Lighting on Location

Use available light (and shade) to your best advantage no matter where on the planet you might be. Learn how to select the best lighting situation and to make exposure corrections on the fly as lighting situations change. Learn techniques of supplementing existing light. *Materials: camera and film, electronic flash*

H115 Architectural Photography

Go out into the field and learn some of the skills required for photographing architectural interiors and exteriors. *Materials: camera and film*

H116 Large-Format Photography

Learn some of the basics of photographing with 4x5 film and cameras. *Materials: none*

H117 Convergence

Learn how to tell your story across all mediums using video, audio, still photos and design, and custom produced music. *Materials: pre-shot video, CD w/ 20 images, music CDs, laptop (optional)*

H118 Working with Hand-held Flash

Use a portable flash to light almost any subject. Learn tips for photographing crowds, large objects and avoiding red eye. *Materials: digital camera with external flash*

H119 Sports Photography

Learn ways to cover sports in the gym, the natatorium and the playing field. *Materials: digital camera, extra lenses*

H120 Bookmaking

Create your own book of photographs using a variety of methods. *Materials: CD or USB drive with 10-20 images*

H121 The Basics of an Ad Campaign

Work with an advertising director and photographer to see the processes that go into creating an advertising campaign. *Materials: none*

H122 Polaroid Processes

Polaroid image/emulsion transfers provide unique ways to create artistic images. *Materials: 35mm slides*

H123 Apple Aperture

Work hands-on with Apple Computer's image management software to learn how to use this powerful software. *Materials: none*

H124 Alternative Photographic Processes

Work with Cyanotype and other alternative printing processes for creating photographic images. *Materials: none*

H125 Music Stills

Show off your photography with accompanying music and effects. Work with Adobe software to enhance your electronic portfolio. *Materials: CD w/ photos and music (WAV and/or MP3 format)*

H126 Advanced Black-and-White Printing Techniques

Looking for some tips to getting the best black-and-white print by controlling contrast, exposure and utilizing dodging and burning? Come practice here. *Materials: processed 35mm black and white negatives*

Other classes may become available prior to the conference. Check atpi.org/winter_classes.htm for new offerings before completing the registration form.

R100 Beginning portfolio review

For those just getting started, this portfolio review will offer an opportunity for beginning students to have their work critiqued by other instructors from around the state. Scheduled for Saturday morning at 10 a.m.

Materials: No more than 5 prints mounted or unmounted

A200 Advanced portfolio review - Art

J200 Advanced portfolio review - PJ

For juniors and seniors Friday at 3 p.m. and Saturday at 10 a.m. The personal critique of the student's work by a professional photographer or college instructor is an excellent warm-up for the Hal Fulgham Memorial Scholarship Competition. Students should indicate an art or photojournalism critique on the registration form.

Students who want to enter the same portfolio in the Texas High School Shootout, sponsored by Texas A&M University - Commerce Third Floor Photographic Society, must have their portfolios reviewed on Friday afternoon. Please note this on the registration form. These students would not be able to compete in a Friday contest.

Materials: 5 to 10 mounted prints

procedures

To register, instructors must return the registration form on page seven or complete the registration form on-line. In addition, schools must have a release form for each student. These release forms may be included with registration or delivered to the registration desk on Friday, Feb 15.

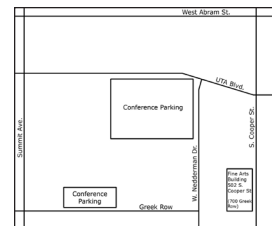
Please pay close attention to the registration fees and deadlines. Please submit the registration form as soon as you have it completed, even if you are still waiting on a check from your school. Many of the in-depth classes are limited in space and fill up quickly. Registration for these classes will be on a first-come, first-served basis.

Students and teachers should select two 90-minute in-depth classes and two alternates, along with any on-site contests on the registration form. Please choose two alternates so that we can schedule everyone easier. One of these in-depth classes will be from 1:30 - 2:50 p.m. on Saturday afternoon. The other in-depth class will be on Sunday morning from 10 - 11:20 a.m.

There will be multiple choices of 50-minute classes on Saturday and Sunday that do not require pre-registration. Students will be able to select from classes offering a wide range of topics covering all curriculum areas. These classes are scheduled for 10 a.m. and 11 a.m. on Saturday morning, and 3 p.m. and 4 p.m. on Saturday afternoon. There will also be one block of 50-minute sessions on Sunday morning at 9 a.m.

On Friday afternoon or Saturday morning, instructors should register students and pick up materials in the foyer on the first floor of the Fine Art building on the UTA campus. The building is located on the west side of Cooper St just south of UTA Blvd/Border St. Schools may park in the parking lot at the student activities center and walk across to the Fine Arts building.

Students competing in on-site contests must be registered and in the proper locations by 3 p.m. on Friday or 9 a.m. on Saturday in order to participate.



on-site contests

**CONTESTS LISTED
IN ITALICS BELOW
HAVE CHANGES
FOR THIS YEAR.**

**PLEASE READ THE
RULES CAREFULLY.**

FRIDAY CONTESTS

Music Video

Short Shorts Video

ATPI Color Print

Harman technologies BW Printing

Environmental Portrait carry-in

SATURDAY CONTESTS

BW Printing (cont)

ATPI Academic Contest

ATPI Digital Editing

ATPI Digital Photo

Faculty Digital

Students may compete
in one contest on Friday
and one contest
on Saturday.

Students and teachers should carefully note the requirements and supplies listed for each of the contests. Some contests will begin at 3 p.m. on Friday while the rest will begin at 8:30 a.m. on Saturday. Students may only compete in one contest on Friday and one on Saturday. No teachers or advisers will be allowed to advise or instruct students during competitions. *Entry fee: \$10 per contest, except where noted.*

N100 Harman technologies Black-and-White Printing Contest

This contest emphasizes creative printing techniques in a traditional darkroom setting. Two weeks prior to the conference, students will be given an assignment to shoot on BW film. Teachers will be e-mailed this assignment, but it will also be posted on the ATPI Web site. *The student must bring this processed negative with them to the conference.* The student will have 90 minutes to create a single print demonstrating their interpretation of the assignment using dodging, burning, contrast levels and other darkroom techniques. The students will use darkroom facilities on campus. Paper and chemicals will be provided. Entries will be judged on creativity regarding the assignment, print quality and interpretation of the image.

The contest is recommended for advanced students. Two students per school may compete but each student must have their own negative. **This contest will be Friday afternoon at 3 p.m. and Saturday morning at 9 a.m. Materials: BW negative, dodging/burning tools, grain magnifier (optional)**

This contest is sponsored by Harman technologies Limited.

N101 ATPI Digital Editing Contest

Students will be given a series of scanned images and a period of time in which to use Adobe Photoshop to create a contest entry. The emphasis of this contest is to see how creative the students can be. No additional filters or plug-ins may be used in the contest. Each school may have no more than three students in the competition. The contest will not be a CD cover this year, for students who may have competed in the past. **This contest will be Saturday morning from 9 - 10:30 a.m. Materials: none**

N102 ATPI Color Print Contest

The contest will provide students with a list of categories and 60 minutes to photograph on Friday afternoon. At least one of the categories will be a photojournalism assignment. Each student will be provided a roll of color print film, *which they must load into the camera by themselves.* This film will be returned for processing by ATPI. Contestants will pick up the processed images at 5 p.m. on Saturday and will have 30 minutes to edit their work and turn in their entries. Schools are limited to three contestants for this contest. **This contest will be Friday afternoon from 3-4:30 p.m. Materials: 35mm film camera, any special equipment**

N103 ATPI Digital Print Contest

The contest will provide students with a list of categories and 90 minutes to photograph on Saturday morning. Students will return to the computer labs to download images and select contest entries. No manipulation of the images in Photoshop or IPhoto will be allowed. Contestants have 30 minutes to edit their work and turn in their entries. Schools are limited to three contestants for this contest. **This contest will be Saturday morning from 9 a.m. to 1 p.m. Students must have a signed permission form (found on page 8) completed and turned in to ATPI in order to compete in this contest. Materials: digital camera, any special equipment**

ATPI Music Video Contest

N104 Team 1

N105 Team 2

Students will be given a choice of three songs to create a music video for this competition. Teams may consist of one to three students. Students will have overnight to complete their music videos. **The contest will start Friday afternoon at 3 p.m.** Students must turn in projects on mini-DV tapes at noon on Saturday. *Entry fee is \$25 for the team. Materials: digital video camera, video tapes, editing laptop with your software.*

ATPI Short Shorts Video Contest

N106 Team 1

N107 Team 2

Students will be given the task of putting together a short 4-8 minute film. No footage may be incorporated prior to the contest dates. You MAY use copyrighted music which you've brought with you as background to the film, but the film should not be a music video. Teams may consist of one to three students. Students will have overnight to complete their videos. **The contest will start Friday afternoon at 3 p.m.** Students must turn in projects on mini-DV tapes at noon on Saturday. *Entry fee is \$25 for the team. Materials: digital video camera, video tapes, editing laptop with your software.*

ATPI Academic Contest

N108 First Year Student

N109 Second Year Student or higher

Instead of the Quiz Bowl, the infamous ATPI Academic contest makes an appearance at this year's conference. First Year students complete a 50-question test over a broad range of photo topics while Second Year students will take a 100-question test. First Year students are students who are enrolled in their first photography class this school year - since August 2007. If the student has received any photo instruction prior to August 2007 the student must compete in the Second Year division. Both tests will be Scantron. **The contest will be Saturday morning at 11 a.m and students will have one hour to complete the contest. Materials: none.**

N400 Faculty Digital Contest

Faculty members should indicate on the registration form if they plan to compete. There is no entry fee, but teachers must bring their own digital camera.

Teachers will be given several categories to select from. Images must be downloaded from the digital cameras by 4 p.m. on Saturday. Images will be judged from the computer. *Materials: digital camera, any special equipment*

Environmental Self-Portrait Contest

Locate the flier included with the newsletter to see all of the details, but this is a carry-in contest for both students and teachers. Entries are due by 5 p.m. on Friday, Feb. 15 and should be hand-delivered to the conference registration desk. Images must be matted or mounted and there is a 50¢ per print entry fee. Duplicates should be prepared to enter these images into the Texas A&M - Commerce High School contest.

Images must have been created by the student or instructor in the photograph.

Sat. Lunch
check box

Instructor/Student Name
Print or type clearly

(Example) Craig Coyle

Friday Contest
3 p.m.

NI01

Saturday Contest
9 a.m.

NI02

first choice

11

In-Depth Session
first alternate

HI106

second choice
In-depth Session

SIH

In-depth Session
second alternate

HI 20

Portfolio Review

School Name _____

Address

City/Zip

Instructor's Name _____

e-mail

Phone/Fax

- ☐ \$15 Association of Texas Photography Instructors
- ☐ \$35 Photo Imaging Education Association
- ☐ \$20 Texas Association of Journalism Educators
- ☐ \$50 Journalism Education Association
- ☐ \$30 Southern Interscholastic Press Association

Walk-in Registration \$45

Register _____ students at \$25 each by Feb. 1 = _____

Register _____ teachers at \$25 each by Feb. 1 = _____

Register _____ students at \$35 each after Feb. 1 = _____

Register _____ teachers at \$35 each after Feb. 1 = _____

Register _____ speakers at \$0

register at least six students and one teacher's registration is free

Total due for registration:	\$ _____
Total due for Saturday lunches (\$6 each)	\$ _____
Total due for memberships:	\$ _____
Total due for on-site contests (\$10/\$25 each):	\$ _____
Total due for self-portrait contest (50¢ each):	\$ _____
TOTAL DUE: (Check/P.O. _____)	\$ _____

Make checks payable to ATPI and mail to:

ATPI • P.O. Box 121092 • Arlington, TX 76012

I would like to volunteer to help at the conference: _____

- Copy form if registering additional participants.
- No refunds after Feb. 8.
- Hotel deadline is Jan. 18.
- Check the contest schedule carefully for correct date and times.
- For more information, contact Mark Murray - info@atpi.org or (817) 229-2237.

release form

(one for each student)

ATPI may provide transportation to and from an off-site location for certain competitions. By registering for the conference and signing below, parents and students release from liability ATPI, its officers and its authorized drivers. Without a signed release, students cannot participate in some contests and will need to make another selection. This form must be hand-delivered to the registration desk on Feb 15, 2008.

Name _____

School _____

School address _____

School phone _____

Fax _____

Instructor's e-mail _____

Student Signature

Parent Signature

Instructor Signature

rules

Because numerous people have worked hard to organize this conference, we ask that you share the following guidelines with your students.

- Students should be in their hotel rooms by midnight, making no excessive noise. The hotel reserves the right to remove disruptive guests.
- No students will be admitted without an instructor or chaperone approved by the school. At least one chaperone or instructor is required for every 10 students. Instructors and any other designated chaperones assume responsibility for their students' behavior during the conference.
- All students, chaperones and instructors are expected to wear their conference name badge at all times while at the conference.
- ATPI officials reserve the right to declare all fees forfeited and to send students home at their own expense for violation of these rules of conduct.

Association of Texas Photography Instructors

P.O. Box 121092
Arlington, TX 76012

◆ **Imagemaker**

The ATPI Imagemaker is a publication of the Association of Texas Photography Instructors. Articles may be reprinted with permission of the Association at P.O. Box 121092, Arlington, TX 76012. ATPI is a non-profit organization under 501(c)(3) of the Internal Revenue Code. Contact: info@atpi.org
Craig Coyle, President
Sue Jett, Editor

hotel

(deadline 1/18)

La Quinta Inn - Arlington South


The La Quinta is on the north side of Interstate 20 in South Arlington between South Cooper and Matlock Rd. \$86 per night for rooms - rooms can handle four students. Only 45 rooms are blocked at the ATPI rate. The hotel offers free continental breakfast and is just a block from The Parks Mall in Arlington, which includes movie theaters, ice rink, shopping and a food court.

Call 800.531.5900 and request rooms in ATPI's block by January 18. The group code is ATPI.

Other costs: 9% occupancy tax, and 8% local sales tax. Make sure you bring a copy of your hotel state sales tax exemption form.



Ashlin Bean, a student from Texas A&M Commerce, explains how to use an electronic flash in one of the in-depth classes.



Students work with a large format camera during a class on architectural photography during the 2007 Winter Conference. Students and teachers select two in-depth classes during the conference, which are 90-minutes long. These small group settings enable the students to get personalized attention. Photo by Ronny Nause, North Carolina State University