

Date Specific
more information
can be found on the
ATPI Web site at
atpi.org

12.30.2010

PIEA International Student-
Faculty Photo Contest
deadline

1.21.2011

ATPI Winter Conference
hotel deadline - see page 8

2.11.2011

Texas A&M - Commerce
High School Shootout
carry-in deadline

2.11-13.2011

ATPI Winter Conference
University of Texas at
Arlington
Arlington, TX

4.2011

Hal Fulgham Scholarship
Sharon Jacobus Scholarship
ATPI Top Program
ATPI Rising Star
deadlines

7.13-16.2011

ATPI Summer Workshop for
Instructors Only

7.27-8.6.2011

European Exposure
Workshop

The enclosed poster
represents some of
the winners from last
year's Top Program,
Rising Star and Hal
Fulgham Scholarship
competitions.

Volume 21 ♦ Issue 1
November 2010
A publication of the
Association of Texas
Photography Instructors

445 Winners Named in Annual Fall Contest

Allen HS, McCallum HS and Episcopal School of Dallas Capture Best of Show

Gathering at the Arlington Independent School District Administration building early in the day on Saturday, Nov 6, three judges spent over eight hours viewing and discussing photographs. Sometimes even debating as they viewed over 6,000 images. But in the end more than 400 were selected as winners.

The judges for the 2010 ATPI Fall Contest were Calen Barnum, a Dallas artist, Peter Calvin, photographer and educator, and Josh Martin, Josh Martin Photography in Dallas.

Calvin stated that "I was impressed with the quality of work entered. Choosing the Best of Show was difficult as any one of 8-10 images could have won."


Barnum added "students need to focus more on editing

for placement in the categories. There were some great images that would have placed or won if they would have been in the proper category."

Trinity HS student Nicole Rodriguez, who assisted during the day, said that she learned a lot from listening to the judges. "Always try to think out of the box, even if it takes more work." Bethanie James discovered that "you should keep your opinion, even when you are outnumbered."

The gallery of winners is available on the ATPI web site. A poster featuring some of the winning photos will be available in 2011.

First Place Advanced Animals -
Samara A. Holbrook - Plano East
Senior High. Instructor: Christian Reid



Robb Kendrick, New Contests in February

Celebrated National Geographic photographer to keynote Winter Conference

For twenty-three years ATPI has organized an annual conference for high school students and teachers featuring on-site and carry-in contests, hands-on classes, professional speakers and internationally recognized keynote presenters. The 24th Winter Conference, scheduled for Feb 11-13, 2011 continues this tradition.


The conference will be held at the University of Texas at Arlington, the site for the past three years. Registration will open at 1:30 pm on Friday with contests beginning at 2:45 p.m. Entries for the annual ATPI Self Environmental Portrait carry-in contest and the High School Shootout, sponsored by the Third Floor Photographic Society of Texas A&M University Commerce, will be due by 5 p.m.

After many years, the Black and White Printing Contest and the Color Print Contest are being discontinued. A new contest this year will be an Individual Picture Package Contest. Students will be provided a theme for the picture package at 2:45 p.m. on Friday and the CD of images will be due at 5 p.m. on Saturday.

The conference will feature a full selection of in-depth courses on Saturday afternoon and Sunday morning. Students will pre-register for these classes, with the most popular filling quickly, so schools are encouraged to register as soon as possible.

Sunday morning will include one of the in-depth classes along with our keynote speaker, Robb Kendrick. Kendrick, along with publishing several books, has photographed 16 features for *National Geographic* in the past twenty-five years.

Kendrick's latest work has featured tintypes of cowboys and other Western symbols. Utilizing a darkroom hauled behind his truck to coat, expose and process the images on site, his use of a process first invented in the late 1800's has resulted in a book entitled "Revealing Character: Texas Tintypes".



Check out the online registration form for the conference on the ATPI web site. Use the form to reserve spots for you and your students. Registration will be capped at 300. Free instructor registration with six students.

Newsbriefs

PIEA Contest deadline Dec 30

The Photo Imaging Education Association's International Student-Faculty Photo Contest and Exhibit has an late December deadline and students and teachers are encouraged to get their entries mailed as soon as possible. Entries are due at PMA Headquarters in Jackson, MI by Thursday, Dec 30. A full set of rules and entry forms can be found at <http://pieapma.org>. More than \$240,000 in prizes are being offered this year.

ATPI Elections To Be Held This Spring

With the the retirement of one board member and several others considering ending their service on the board, ATPI will conduct an election in March to select new board members. The specific open positions will be announced at the Winter Conference and ballots will be mailed to current members by the end of February. If you have benefitted from the projects ATPI currently sponsors, or if you have some ideas for some new projects, you are encouraged to contact Executive Director Mark Murray at mmurray@atpi.org to notify him of your intention to run or for any questions you might have.



At the 2010 Winter Conference, Cape Cod retiree Stan Godwin spoke to a group about using Lensbabies to capture unique images. While Stan may not be joining us for the 2011 we'll have a lot of other great speakers for students and teachers to hear from.

Annual Summer Workshop Provides Variety of Classes

Eighteen years and hundreds of teachers. That's the impact of the ATPI Summer Workshop for Instructors Only. In July, a group of 37 teachers joined nine instructors in Commerce, TX for the 2010 workshop.

Representing Texas, Florida, Kansas and Nevada, teachers spent three and a half days learning about Photoshop and Lightroom, digital video, photo storytelling using still images and SoundSlides, and sports photography.

Special guests included David Harp, a professional photographer from the Chesapeake Bay, who worked with John Knauer and Charles Garcia from Olympus and Jake Palenske from NCompassMedia, in the Visual Communication class.

Heather Hanks (Bloomington HS - Valrico, FL) who participated in the class said, "I came to this workshop expecting to find a few new tricks to add to my photography course - instead I came home ready to revolutionize our journalism course with some amazing digital media technologies."

Assisting Roger Hein with the Digital Video class was Yoakum HS graduate and Syracuse University student Mitchell Franz. Peggy Elvington (Rockwall HS) said that "I had no experience with this medium and was apprehensive about learning. Roger and Mitchell made me feel so comfortable."

"Thanks to Chad Smith and the students and faculty of Texas A&M Commerce we continue to have a great experience every year," Mark Murray, ATPI Executive Director added. "Joe Daun, Chair of the Art Department, and Vaughn Waskovich, Art faculty, even cooked breakfast with fresh blueberry pancakes for the group one morning."

This workshop was supported by John Knauer and Charles Garcia - Olympus America, Matt Cooper - Apple, PIEA, Jeff Masure - Fort Worth

Camera Store, Stan Godwin Photography, SoundSlides and Texas A&M-Commerce University. Door prizes were provided by Adobe, Olympus, and Rocky Nook Publishing.



Karen Chambers, Seguin HS - Arlington, works on her photographs in the Digital Projects class. Lisa Van Etta, Cypress Falls HS - Houston, works with John Knauer on her Visual Communications project. Teachers captured photos and audio and then assembled presentations, available on the ATPI website, in SoundSlides. Photos by Mitchell Franz



Imagemaker Contest Recognizes Top Ten Students in Texas

With the results for the ATPI Fall Contest finalized, students are beginning to earn points for the 2011 Imagemaker Team.

Only specific contests can be used to earn points for the team, which recognizes the top ten Texas student photographers for the school year. Students receive points based on awards received in state and national contests. Currently, the contests which count towards Imagemaker status include the ATPI Fall Contest, the Best of College Photography Contest sponsored by *Photographer's Forum* magazine, the PTA Reflections contest, the PIEA International Student Contest, and the High School Shootout sponsored by the Third Floor Photographic Society at Texas A&M University in Commerce.

Students are encouraged to enter the contests currently listed and submit the online form by the April 26 deadline. For more information check the ATPI website. Any additional contests approved by the committee will be posted on the home page at least two months prior to their deadline. If you have a contest that you feel should be added to the list,

please e-mail info@atpi.org with the details of this contest and it will be forwarded to the committee for review.

The current point totals are:

Anna Vaught - Westlake HS.....	24 points
John Wetzel - St. Mark's School of Texas	24 points
Halbert Bai - St. Mark's School of Texas	23 points
Shelby Tauber - McKinney HS	21 points
Ashlee Johansen - Southwest Christian School.....	19 points
Bear Goldstein - St. Mark's School of Texas.....	16 points
Doug Murray - Martin HS.....	16 points
Austin Gartman - Allen HS.....	15 points
Renee Kirk - Allen HS.....	15 points
Sydney Seifried - Flower Mound HS.....	14 points
Ashley Bacom - Cypress Ranch HS	12 points
Grayson Davis - Allen HS.....	11 points
Samara Holbrook - Plano East Senior HS.....	11 points
Aiden Kirksey - St. Mark's School of Texas	11 points


There are a number of students at the 9 and 10 point range. Students should continue to work on points in other contests and then be sure to apply by the deadline.

2010

Fall Contest



HM Adv Architecture-Cityscape - Carl Dickson - St. Marks School of Texas (Dallas)



HM Adv Nature - Rebecca Burnham - Austin High School (Austin)



HM Adv Time Exposure - Austin Gartman - Allen High School (Allen)

Contest Statistics:

6157 entries
75 schools
445 winners


Entries from Texas,
Arizona, California,
Kansas, Oklahoma,
New York

Largest single image
category:
505 - Advanced
Informal Portrait

Smallest single
image category:
18 - Beginning
Thematic



HM Beg Env Portrait - Ashlee Johansen - Southwest Christian School (Fort Worth)



HM Faculty - Drew Loker - West Brook HS (Beaumont)



HM Beg SmartPhone - Tanner Anderson -
Liberty Christian School (Argyle)



HM Beg Sports/Action - Madison Mathews - Highland Park HS (Dallas)



HM Adv Fashion - Adriana Salazar - Flower
Mound High School (Flower Mound)

Judges:
Calen Barnum
Peter Calvin
Josh Martin

schedule in-depth classes

FRIDAY, FEBRUARY 11

1:30 p.m.
Registration opens

2:45 p.m.
School Portfolio and Individual Picture
Package Contests meeting

3 - 5:30 p.m.
Video contests
Advanced Portfolio Reviews
ATPI Digital Photo Contest
Sessions

SATURDAY, FEBRUARY 12

9 a.m. - noon
Scavenger Hunt Contest
ATPI Photoshop contest
Faculty Digital Contest

9 a.m. - 12:30 p.m.
College/Vendor Show

10 - 10:50 a.m.
Sessions
Beginning Portfolio Reviews
Advanced Portfolio Reviews

11 - 11:50 a.m.
Sessions
Beginning Portfolio Reviews
Advanced Portfolio Reviews

noon - 1:30 p.m.
Lunch

1:30 - 2:50 p.m.
Hands-on classes

3 - 3:50 p.m.
Sessions

4 - 4:50 p.m.
Sessions

5 p.m.
School Portfolio and Picture Package Turn-in

SUNDAY, FEBRUARY 13

9 - 10:20 a.m.
Hands-on classes

10:30 - 11:45 a.m.
Robb Kendrick
National Geographic photographer

11:45 a.m. - 1 p.m.
Awards Ceremony

2011 ATPI Winter Conference

90-minute in-depth classes will be offered Saturday afternoon at 1:30 p.m. and Sunday at 9 a.m. Students and teachers should select two classes, plus two alternates, and fill in this information on the registration form. Some of these classes will be offered twice while others may be cancelled due to scheduling issues. Students can bring either film or digital cameras to sessions, unless specified.

H101 Tips and Tricks for Digital Imaging

Learn the basics of Adobe Photoshop. Designed for students or teachers who have limited experience with Photoshop. *Materials: none*

H102 Advanced Photoshop Techniques

This class assumes a good working knowledge of the program and will look at additional techniques for editing images. *Materials: none*

H103 Getting Your Work Online

A look at options for selling your work on the web, including SmugMug, Flickr and TwitPix, that can earn money and create a presence for your business, even as a student. *Materials: none*

H104 The Creative Side of Photoshop

Use Adobe Photoshop to create amazing works of art. Learn experimental image blending, alternative methods of making filter/textures, the exciting new method of scaling, duplicating layers and basic masking. Handouts provided. *Materials: jump drive*

H105 Working with RAW Files

Shooting in RAW provides the maximum control over your images. Learn techniques for managing these files. *Materials: none*

H106 Environmental Portrait

Take your subject out of a sterile environment and put him or her into an environment that tells us something about the subject. Go on location to see how to get the most out of a portrait situation. *Materials: camera*

H107 Design and Composition

After a brief discussion of photographic design and aesthetics, you'll participate in a walking tour on the UTA campus to examine ways of seeing photographically. *Materials: camera*

H108 Studio Portraiture

Lighting styles and lighting quality, posing tips and working with subjects in a formal studio setting will all be covered. *Materials: camera*

H109 Pinhole Photography

Learn how to make and use pinhole cameras. *Materials: none*

H110 Studio Still Life

Learn some tips and tricks for bringing inanimate objects like glass, food and jewelry to life. *Materials: camera and something that you want to photograph*

H111 Shooting Workshop

Perfect for the first-year photo student. Learn how to be a master of your camera. Composition, light metering in tricky situations, bulb and flash will all be covered. Bring your questions and your cameras! *Materials: camera and film/digital camera and external flash*

H112 Fashion Photography

Learn tips for working with models to bring out the best in the person and what is being sold. *Materials: camera*

H113 Creating Video Content for Online Papers

This class will use both of the hands-on class choices and will start with a class meeting on Friday afternoon at 4 pm and will continue on Saturday afternoon and Sunday morning. To have a successful online presence in student media, video must be a key component. Learn how to create news packages, video photo stories and gather interviews for online school newspapers. *Materials: Camera that shoots video, laptop with iMovie or Windows Movie maker, tripod and microphone (optional)*

H114 Architectural Photography

Go out into the field and learn some of the skills required for photographing architectural interiors and exteriors. *Materials: camera*

H115 Lighting on Location

Get the perfect lighting no matter where on the planet you might be from the bright sun of a daytime football game to the night lights of the San Antonio River Walk. Learn how to control the lighting to your best advantage by balancing available light with perfect fill flash as well as slow/rear curtain sync flash or avoid the use of flash at all with techniques of supplementing existing light. *Materials: digital SLR and external electronic flash*

H116 Online Photo Editing Class

Learn cool online places to enhance and alter your images for free. Experience fast and easy Polaroid, Talbot-types and swing/tilt effects. Create interesting motivational posters on the fly. *Materials: some of your favorite jpeg images on a flash drive*

H117 Learning to Use Your Digital Camera

Did you get a new digital camera recently? Bring it to this hands-on workshop to learn how to do more than shoot with the auto/program mode. *Materials: digital camera*

H118 Digital Inkjet Printing

Learn the in and outs of how to print digitally using Photoshop with an Epson Inkjet printer. Learn how to read histograms, make test strips, and pick paper profiles for quality color and black and white printing. *Materials: jpeg images on a jump drive or CD*

H119 Sports Photography

Learn ways to cover sports in the gym, the natatorium and the playing field. *Materials: digital camera, extra lenses*

H120 Bookmaking

Create your own book of photographs using a variety of methods. *Materials: CD or USB drive with 10-20 images*

H121 Multitalented: Using a D-SLR to shoot Fantastic Video

The newest generation of D-SLR cameras are video-enabled and capable of capturing moving images with the same look and feel of still photos. In this hands-on session, you'll learn how to use your HD-SLR to generate jaw-dropping video and pro-quality audio. Video-enabled DSLR camera required. *Materials: Canon Rebel T1i or T2i, 5D MkII, 7D, Nikon D90 or better, Olympus EP-1 or EP-2. No point-and-shoot still or traditional video cameras, please.*

H122 Photojournalism for Yearbooks and Newspapers

Even though it is February, it is never too late to learn ways to improve the photography for publications. Learn specific techniques for getting the best photos. *Materials: digital cameras, lenses, flash*

H123 Cyanotype T-Shirts

The cyanotype or "blueprint" is a classic alternative photography process that dates to the 1840's - the very beginning of photography. This fun and inexpensive process produces a beautiful blue image that can be made on paper or fabric. Students in this hands-on class will learn how to make a negative, coat, dry, and expose a t-shirt with an image they bring to class. *Materials: 3 megapixel image (approximately 2000 x 1500 pixels)*

H124 Wetplate Collodion Process

Learn the process and technique of making a modern version of the Tintype, which was first produced during the 1860's. Students will learn how to pour, shoot and develop a portrait that they will be able to take home. Limited to one student per school. *Materials: none*

H125 College Preview for Future Photo Majors

For those juniors or seniors considering pursuit of photography in college, here is a chance to ask questions of representatives from multiple programs. *Materials: none*

H126 High Dynamic Range (HDR) Photography

Create an amazing range of exposure in your digital images utilizing inexpensive software. *Materials: digital camera, tripod*

To register, instructors must return the registration form on page seven or complete the registration form on-line. In addition, schools must have a release form for each student. These release forms may be included with registration or delivered to the registration desk on Friday, Feb 11.

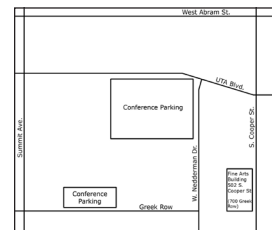
Please pay close attention to the registration fees and deadlines. Please submit the on-line registration form as soon as you have it completed, even if you are still waiting on a check from your school. Many of the in-depth classes are limited in space and fill up quickly. Registration for these classes will be on a first-come, first-served basis.

Students and teachers should select two 90-minute in-depth classes and two alternates, along with any on-site contests on the registration form. Please choose two alternates so that we can schedule everyone easier. One of these in-depth classes will be from 1:30 - 2:50 p.m. on Saturday afternoon. The other in-depth class will be on Sunday morning from 9 - 10:20 a.m.

There will be multiple choices of 50-minute classes on Saturday that do not require pre-registration. Students will be able to select from classes offering a wide range of topics covering all curriculum areas. These classes are scheduled for 10 a.m. and 11 a.m. on Saturday morning, and 3 p.m. and 4 p.m. on Saturday afternoon.

On Friday afternoon instructors should register students and pick up materials in the foyer on the first floor of the Fine Art building on the UTA campus. The building is located on the west side of Cooper St just south of UTA Blvd/Border St. Schools may park in the parking lot at the student activities center and walk across to the Fine Arts building.

Students competing in on-site contests must be registered and in the proper locations by 2:45 p.m. on Friday or 9 a.m. on Saturday in order to participate.



portfolio reviews

R100 Beginning portfolio review

For those just getting started, this portfolio review will offer an opportunity for beginning students to have their work critiqued by other instructors from around the state. Scheduled for Saturday morning at 10 a.m.

Materials: No more than 5 prints mounted or unmounted

A200 Advanced portfolio review - Art

J200 Advanced portfolio review - PJ

For juniors and seniors Friday at 3 p.m. and Saturday at 10 a.m. The personal critique of the student's work by a professional photographer or college instructor is an excellent warm-up for the Hal Fulgham Memorial Scholarship Competition. Students should indicate an art or photojournalism critique on the registration form.

Students who want to enter the same portfolio in the Texas High School Shootout, sponsored by Texas A&M University - Commerce Third Floor Photographic Society, must have their portfolios reviewed on Friday afternoon. Please note this on the registration form. These students would not be able to compete in a Friday contest.

Materials: 5 to 10 mounted prints

contests

PLEASE READ THE RULES CAREFULLY.

FRIDAY CONTESTS

School Portfolio
Music Video
Short Shorts Video
Picture Package
ATPI Digital Photo
Environmental Portrait carry-in

SATURDAY CONTESTS

Adobe Digital Editing
Photo Scavenger Hunt
Faculty Digital

Students may compete in one contest on Friday and one contest on Saturday, but the Portfolio Team can be made up of students in other contests.

Students and teachers should carefully note the requirements and supplies listed for each of the contests. Some contests will begin at 2:45 or 3 p.m. on Friday while the rest will begin at 9 a.m. on Saturday. Students may only compete in one contest on Friday and one on Saturday, with the exception of N110. No teachers or advisers will be allowed to advise or instruct students during competitions. *Entry fee: \$10 per contest, except where noted.*

N101 ATPI Digital Editing Contest

Students will be given a series of scanned images and a period of time in which to use Adobe Photoshop to create a contest entry. The emphasis of this contest is to see how creative the students can be. No additional filters or plug-ins may be used in the contest. Each school may have no more than three students in the competition. **This contest will be Saturday morning from 9 - 10:30 a.m. Materials: none**

N102 ATPI Picture Package Contest

This new contest is an individual competition, but schools may register up to five students in this contest. Students will meet on Friday afternoon at 2:45 and receive an assignment for their photographs. Students will have until 5 p.m. Saturday to assemble a three-image package of photographs that best captures the assignment. Students must turn in the three images on a CD or jump drive. **This contest will be Friday afternoon at 2:45 p.m. Materials: digital camera, any special equipment**

N103 ATPI Digital Image Contest

The contest will provide students with a list of categories and 90 minutes to photograph on Friday afternoon. Students will return to the computer labs to download images and select contest entries. No manipulation of the images in Photoshop or IPhoto will be allowed. Contestants have 30 minutes to edit their work and turn in their entries. Schools are limited to three contestants for this contest. **This contest will be Friday afternoon from 3 to 5:30 p.m. Students must have a signed permission form (found on page 8) completed and turned in to ATPI in order to compete in this contest. Materials: digital camera, any special equipment**

ATPI Photo Scavenger Hunt

N104 Team 1

N105 Team 2

This contest will challenge the students' power of observation. The team of one to three students will be provided a list of items to photograph and 90 minutes to photograph with a single camera. No more than three students on a single team. **The contest will start Saturday morning at 9 a.m. By 10:30 a.m. the team must turn in a point tally sheet and the camera storage card, which will be returned on Sunday. Entry fee is \$25 for each team. Materials: one digital camera**

ATPI Music Video Contest

N106 Team 1

N107 Team 2

Students will be given a choice of three songs to create a music video for this competition. Teams may consist of one to three students. Students will have overnight to complete their music videos. **The contest will start Friday afternoon at 3 p.m. Students must turn in projects on CD or DVD at noon on Saturday. Entry fee is \$25 for each team. Materials: digital video camera, CD/DVD, editing laptop with your software.**

ATPI Short Shorts Video Contest

N108 Team 1

N109 Team 2

Students will given the task of putting together a short 4-8 minute film. No footage may be incorporated prior to the contest dates. You MAY use copyrighted music which you've brought with you as background to the film, but the film should not be a music video. Teams may consist of one to three students. Students will have overnight to complete their videos. **The contest will start Friday afternoon at 3 p.m. Students must turn in projects on CD or DVD at noon on Saturday. Entry fee is \$25 for each team. Materials: digital video camera, CD/DVD, editing laptop with your software**

N110 ATPI School Portfolio Contest

A team of four students will compete in this contest. The school must have four students on the team, but may join with other schools in order to have the exact number of participants. **The contest will start Friday afternoon at 2:45 p.m. and students will have until 5 p.m. on Saturday to turn in one CD with their entries. Each student will contribute one image to the portfolio, which must be taken during the weekend. Entry fee is \$25 for the team. Materials: digital cameras**

N400 Faculty Digital Contest

Faculty members should indicate on the registration form if they plan to compete. There is no entry fee, but teachers must bring their own digital camera.

Teachers will be given several categories to select from. Images must be downloaded from the digital cameras by 4 p.m. on Saturday. *Materials: digital camera, any special equipment*

PRE-CONFERENCE CONTESTS

Environmental Self-Portrait Contest (carry-in)

Locate the flier included with the newsletter to see all of the details, but this is a carry-in contest for both students and teachers. Entries are due by 5 p.m. on Friday, Feb 11 and should be hand-delivered to the conference registration desk. Images must be matted or mounted and there is a 50¢ per print entry fee. Duplicates should be printed if the student wants to enter these images into the Texas A&M - Commerce High School contest. Images must have been created by the student or instructor in the photograph.

"The B.I.G 48" Video Contest (pre-conference)

Get ready for a rollercoaster of challenges as you compete for bragging rights as the best on-the-spot program. Schools will be given a topic, via ATPI's Twitter feed, on Thursday, Feb 3 at 9 pm CST. Students and instructors will work together with the given theme within a 48-hour time frame. Teams will upload their entries to a site TBA. The top entry will be shown at the awards ceremony at the conference. Total running time must not exceed 3 minutes. A thematic element will be given at the start of the contest which **MUST** be incorporated within the entry. *Entry fee is \$25 for the team.*



This photo by Sam Villavert, Trinity HS (Euless) was part of the Best of Show School Portfolio at the 2010 Winter Conference.

Sat. Lunch *check box*

Instructor/Student Name
Print or type clearly

(Example) Craig Coyle

Friday Contest
3 p.m.

NI01

Saturday Contest
9 a.m.

NI02

first choice

H10.

In-Depth Session

HI106

In-depth Session

H1115

In-depth Session
second alternate

HI 20

Portfolio Review

School Name

Address

City/Zip

Instructor's Name

e-mail

Phone/Fax

- ☐ \$15 Association of Texas Photography Instructors
- ☐ \$35 Photo Imaging Education Association
- ☐ \$20 Texas Association of Journalism Educators
- ☐ \$50 Journalism Education Association
- ☐ \$30 Southern Interscholastic Press Association

Walk-in Registration \$45

Register _____ students at \$25 each by Jan 28 = _____

Register _____ teachers at \$25 each by Jan 28 = _____

Register _____ students at \$35 each after Jan 28 = _____

Register _____ teachers at \$35 each after Jan 28 = _____

Register _____ speakers at \$0

register at least six students and one teacher's registration is free

Total due for registration:	\$ _____
Total due for Saturday lunches (\$9 each)	\$ _____
Total due for memberships:	\$ _____
Total due for contests (\$10/\$25 each):	\$ _____
Total due for self-portrait contest (50¢ each):	\$ _____
TOTAL DUE: (Check/P.O. _____)	\$ _____

Make checks payable to ATPI and mail to:

ATPI • P.O. Box 121092 • Arlington, TX 76012

I would like to volunteer to help at the conference: _____

- Copy form if registering additional participants.
- **No refunds after Feb 4.**
- Hotel deadline is Jan. 21.
- Check the contest schedule carefully for correct date and times.
- For more information, contact Mark Murray -
info@atpi.org or (817) 229-2237.

release form

(one for each student)

ATPI may provide transportation to and from an off-site location for certain competitions. By registering for the conference and signing below, parents and students release from liability ATPI, its officers and its authorized drivers. Without a signed release, students cannot participate in some contests and will need to make another selection. This form must be hand-delivered to the registration desk on Feb 11, 2011.

Name _____

School _____

School address _____

School phone _____

Fax _____

Instructor's e-mail _____

Student Signature

Parent Signature

Instructor Signature

rules

Because numerous people have worked hard to organize this conference, we ask that you share the following guidelines with your students.

- Students should be in their hotel rooms by midnight, making no excessive noise. The hotel reserves the right to remove disruptive guests.
- No students will be admitted without an instructor or chaperone approved by the school. At least one chaperone or instructor is required for every 10 students. Instructors and any other designated chaperones assume responsibility for their students' behavior during the conference.
- All students, chaperones and instructors are expected to wear their conference name badge at all times while at the conference.
- ATPI officials reserve the right to declare all fees forfeited and to send students home at their own expense for violation of these rules of conduct.

Association of Texas Photography Instructors

P.O. Box 121092
Arlington, TX 76012

Imagemaker

The ATPI Imagemaker is a publication of the Association of Texas Photography Instructors. Articles may be reprinted with permission of the Association at P.O. Box 121092, Arlington, TX 76012. ATPI is a non-profit organization under 501(c)(3) of the Internal Revenue Code. Contact: info@atpi.org
Craig Coyle, President
Sue Jett, Editor

hotel

(deadline 1/21)

Holiday Inn Express

The Holiday Inn Express - South Arlington is on the north side of Interstate 20 in South Arlington on the west side of Cooper St. \$95 per night for rooms - rooms can handle four students. Only 40 rooms are blocked at the ATPI rate. The hotel offers free continental breakfast and is just across Cooper from The Parks Mall in Arlington,

which includes movie theaters, ice rink, shopping and a food court.

Call 817.784.8750 and request rooms in ATPI's block by January 21. Rooms must be held with a credit card or first night payment.

There is a 72-hour window for cancellations. Make sure you bring a copy of your hotel state sales tax exemption form.

Tips for Using Digital Filters in Photoshop

One of the enticements of working with digital images is the simplicity in enhancing or changing the image with various visual effects. An easy method for accomplishing this is using filters. Filters can be used to sharpen, distort, stylize and create textures.

A few simple tips to consider when using filters are:

Practice on small files. Get to know the effect best settings before you need them.

Try the same filter on various images types to learn which filter works best on what type of image.

Filters are best often applied to selected areas of an image.

Repeated applications of the same filter can lead to unpredictable results. You can apply more than one filter on an image.

Apply filters before refining the image's overall tonality. Usually an adjustment of image contrast and brightness is needed after applying a filter.

An image is more likely used at a smaller size than the one viewed on a screen. Reduce it to final size on screen to check out the effect.

Art effects such as Crosshatch remove detail and bring out shape and form.

Filters such as the Mosaic Tiles is best printed as a large image.

Diffuse and Glow a can help reveal the shape of an image.

Polar Coordinates can be over used because of its striking effect. Be careful—experiment.

Don't always believe the name of the filter. For instance Photocopy may not look at all like what you expected. **

When using these effects, remember the final goal of the image. Don't over use and practice good taste.

*****Keep It Simple Series Guide to Digital Photography by Tom Ang***