

**Date Specific**  
more information  
can be found on the  
ATPI Web site at  
atpi.org

## 1.18.2012

ATPI Winter Conference  
hotel deadline - see page 8

## 1.27.2012

ATPI Winter Conference  
early bird registration and  
t-shirt deadline

## 2.8.2012

Texas A&M - Commerce  
High School Shootout  
mail-in deadline

## 2.10-12.2012

ATPI Winter Conference  
University of Texas at  
Arlington  
Arlington, TX

## 4.2012

Hal Fulgham Scholarship  
Sharon Jacobus Scholarship  
ATPI Top Program  
ATPI Rising Star  
deadlines

## 6.6-9.2012

ATPI Summer Workshop for  
Instructors Only

## 7.17-27.2012

European Exposure  
Workshop

The enclosed poster  
represents some of  
the winners from last  
year's Top Program,  
Rising Star and Hal  
Fulgham Scholarship  
competitions thanks to  
Balfour Publishing. One  
correction - the First  
Place Documentary/PJ  
winner from Westlake  
HS is by Hannah  
Kunz, not her older  
sister Hillary Kunz.  
We apologize for this  
egregious error.

Volume 22 ♦ Issue 2  
December 2011  
A publication of the  
Association of Texas  
Photography Instructors

## Fall Contest Recognizes Students, Teachers

### 6,300 Entries From Four States Results in 456 Winners Being Selected

Six judges made so much more sense. Two teams of three should be able to judge the contest in half the time it took last year's judges. But in the end it was still eight hours of discussion and debating before all of the winners in the 2011 ATPI Fall Contest had been selected.

Leading the process were six professionals who brought years of experience to the table: Tom Delaney, Art Department Chair at Fort Worth Country Day School; John D. Knauer, former Senior Marketing Manager at Olympus America and ATPI Star of Texas recipient; Cecilia Ann McClain-Shikle, MFA student at the University of North Texas; Jake Palenske, President/CEO of NCompass Media, LLC; Cliff Palmberg, sales at Balfour/Taylor Yearbooks; and Wayna Polk, retired publications adviser from Abilene HS.

Ultimately, the top three photographers were Beginning Best of Show winner Alaire Langdon, Nolan Catholic HS in Fort Worth, Advanced Best of Show winner Riley Graham, St. Mark's School of Texas in Dal-



2nd Place Adv Open - Sawyer Erickson - McKinney HS

las, and Faculty Best of Show winner Drew Loker from West Brook HS in Beaumont.

As Polk said "these photographers have a solid sense of what to shoot, and how to shoot it. Many of these entries could rival any professional photographer's work. The

Documentary/Travel portfolios were inspirational."

The gallery of winners will be available late in December on the ATPI web site. A poster featuring some of the winning photos will be available in 2012.

## 25th Conference Celebrating Photography

### National Geographic photographer Sam Abell to keynote, thanks to Canon

Though the 1987 conference program is lost to time, the 1988 conference (our second one) at St. Edward's University in Austin featured such sessions as "From Assisting to Shooting" taught by Dallas photographer Dan Bryant to "Two-Color Ortho Printing" taught by Houston teacher Mike Nebel. The conference included a color slide on-site contest, along with a black and white speed skills contest. Students were also able to compete in the first academic contest.

Since then the conference has expanded to include more hands-on classes, more contests and has featured illustrious photographers such as Keith Carter, Robb Kendrick, Julie Newton, Danny Turner, David Hume Kennerly, Jay Kinghorn, Gregory Heisler and Chris Rainier as keynote speakers.

The 2012 Conference, the 25th that ATPI has sponsored, is set for Feb 10-12 at the University of Texas at Arlington. Registration will open at 1:30 pm on Friday with contests beginning at 2:45 p.m. Entries for the annual ATPI Self Environmental Portrait carry-in contest and the High School Shootout, sponsored by the Third Floor Photographic Society of Texas A&M University Commerce, will be due by 5 p.m.

A new contest is being added this year, based on

the cooking show "Chopped" on the Food Network. In "Cropped" individual photographers will compete against each other in timed assignments. In each round one student will be "cropped out" of the competition and the remaining participants will be given a new assignment. Students will have anywhere from 15 to 30 minutes to capture one image for the assignment and will receive live critiques from the panel of judges. Schools are limited to one contestant for this contest.

For schools that register by the early bird deadline of Jan 27, all students and teachers will receive a 25th anniversary shirt as part of their \$25 registration fee.

The conference will feature a full selection of in-depth courses on Saturday afternoon and Sunday morning. Students will pre-register for these classes, with the most popular filling quickly, so schools are encouraged to register as soon as possible. Schools are encouraged to use the online form to complete registration.

Sunday morning will include one of the in-depth classes along with our keynote speaker, Sam Abell. Abell, a Canon Explorer of Light, has been photographing for more than 30 years. He'll share some of his work and his experiences with students and teachers and will have copies of some of his books for sale afterwards.

**Check out  
the online  
registration  
form on the  
ATPI web site.  
Use the form to  
reserve spots  
for you and  
your students.  
Registration  
will be capped  
at 300. All  
students and  
teachers that  
register by  
Jan 27 will  
receive a 25th  
anniversary  
t-shirt.**

# 2011 ATPI FALL CONTEST WINNERS



2nd Place Faculty - Darrell Byers - Lamar HS (Arlington)



3rd Place Adv Landscape - Richard Eisenman - St. Mark's School of Texas (Dallas)



2nd Place Beg Student Life - Casey Hitchcock - Texas HS (Texarkana)



1st Place Adv Digital Single Image - Lucy Ellis - Westlake HS (Austin)



1st Place Beg Informal Portrait - Marlena Leshner - Allen HS

"I'm impressed with the overall quality of the work. Push ideas and study what other photographers have done before. Young students make informed choices with a grounding in history."


Tom Delaney



3rd Place Adv Cell Phone - Camiel Duytschaever - The Kinkaid School (Houston)  
HM Adv Nature - Aven Jackson - Arlington HS



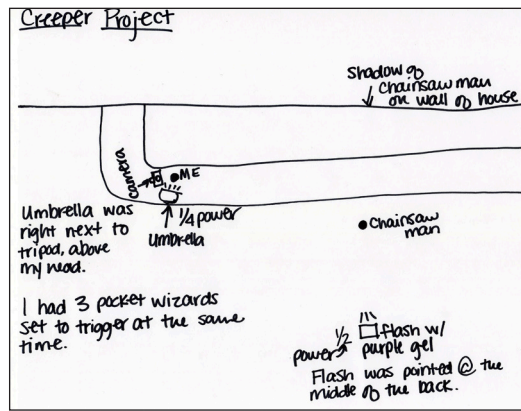
1st Place Adv News - Oscar Lewin - McCallum Fine Art Academy (Austin)




# Creepers

Based on an idea suggested by professional photographer Joe McNally in his *Hot Shoe Diaries*, I assign my seniors this project in order for them to work with multiple lighting sources. Students are required to provide a lighting diagram along with the photo to show me how they set up the photograph. By using harsh light on the villain and soft light on the victim, students learn how to modify and control the primary qualities of light.

Clint Smith - Texas HS (Texarkana)



assignment by Kayla Cigainero - Texas HS (Texarkana)



# Make Your Imagination Visible

Objectives:

- 1) Become familiar with Minimalistic art by studying the black and white photography of Hiroshi Sugimoto (especially his seascapes, theatres, and interior shadows). Understand how minimalistic photography can create a sense of calm, tranquility, and spirituality in a chaotic world (order from chaos).
- 2) Understand how artists' work, such as Sugimoto's, is influenced by the work of other artists and the real world around them.
- 3) Understand how Sugimoto chooses meaningful themes. Learn that he is interested in the interconnectedness between modern and ancient worlds and the way in which time is perceived and represented.
- 4) Strengthen compositional sense by looking through a viewfinder and using a minimalistic approach to image making.
- 5) Shoot black and white film and digital images of the interior and exterior (architectural features and exterior sculptures) at the Ft. Worth Modern Art Museum in the style of Hiroshi Sugimoto (time lapse of interior and exterior, "seascapes" of reflecting pool)
- 6) Share your imagery with your peers for critique.

Resources:

2006 Virtual Exhibition at the Hirshorn Museum (<http://www.hirshorn.si.edu/sugimoto>)  
Interactive web catalog for "Hiroshi Sugimoto: Photographs of 'Joe'" at The Pulitzer Foundation for the Arts (<http://www.thePulitzer.org>)  
[http://en.wikipedia.org/wiki/Hiroshi\\_Sugimoto](http://en.wikipedia.org/wiki/Hiroshi_Sugimoto)

Janis Hefley - Episcopal School of Dallas

## My Favorite Assignment



A new series showcasing assignments from award-winning programs. If you have something you'd like to submit for a future newsletter, please email [info@atpi.org](mailto:info@atpi.org).

## Letters of the Alphabet

Early on in the semester I like to assign the "alphabet" to the classes. If it is a large class, they might each get one letter of the alphabet. If it's a smaller class, I give them two letters to shoot. You could do a variation of this where more people are shooting the same letters. The point is so when the assignment is done, all 26 letters are represented. The objective is to find something that represents their letter. It doesn't have to be a literal likeness of the letter itself. In other words, one time a student represented "n" with "nasty" and shot a photo of a bunch of mud and debris clogged in a drain. They have to shoot 4 different ideas per letter. After they turn them in edited, we have a "slide show" of the images so they can all see the entire alphabet and how each person represented his/her letter. It's fun and holds them accountable to the rest of the class (can't really be missing letters now, can we?). The class could vote on the most imaginative representation or you could just celebrate a job well done!

Deanne Brown - Westlake HS (Austin)



Both photos by Cade Ritter - Westlake HS (Austin)

# schedule in-depth classes

## FRIDAY, FEBRUARY 10

1:30 p.m.  
Registration opens

2:45 p.m.  
School Portfolio and Individual Picture  
Package Contests meeting

3 - 5:30 p.m.  
Video contests  
Advanced Portfolio Reviews  
Scavenger Hunt Contest  
Sessions

## SATURDAY, FEBRUARY 11

9 a.m. - noon  
ATPI Digital Photo Contest  
ATPI Photoshop contest  
Cropped Contest  
Faculty Digital Contest

9 a.m. - 12:30 p.m.  
College/Vendor Show

10 - 10:50 a.m.  
Sessions  
Beginning Portfolio Reviews  
Advanced Portfolio Reviews

11 - 11:50 a.m.  
Sessions  
Beginning Portfolio Reviews  
Advanced Portfolio Reviews

noon - 1:30 p.m.  
Lunch

1:30 - 2:50 p.m.  
Hands-on classes

3 - 3:50 p.m.  
Sessions

4 - 4:50 p.m.  
Sessions

5 p.m.  
School Portfolio and Picture Package Turn-in

## SUNDAY, FEBRUARY 12

9 - 10:20 a.m.  
Hands-on classes

10:30 - 11:45 a.m.  
Sam Abell  
Canon Explorer of Light

11:45 a.m. - 1 p.m.  
Awards Ceremony

# 2012 ATPI Winter Conference

90-minute in-depth classes will be offered Saturday afternoon at 1:30 p.m. and Sunday at 9 a.m. Students and teachers should select two classes (except for H121), plus two alternates, and fill in this information on the registration form. If students are not coming to the conference on Sunday morning, the second class should be H200. Students can bring either film or digital cameras to sessions, unless specified.

### H101 Tips and Tricks for Digital Imaging

Learn the basics of Adobe Photoshop. Designed for students or teachers who have limited experience with Photoshop. *Materials: none*

### H102 Advanced Photoshop Techniques

This class assumes a good working knowledge of the program and will look at additional techniques for editing images. *Materials: none*

### H103 Getting Your Work Online

A look at options for selling your work on the web, including SmugMug, Flickr and TwitPix, that can earn money and create a presence for your business, even as a student. *Materials: none*

### H104 The Creative Side of Photoshop

Use Adobe Photoshop to create amazing works of art. Learn experimental image blending, alternative methods of making filter/textures, the exciting new method of scaling, duplicating layers and basic masking. Handouts provided. *Materials: jump drive*

### H105 Painting With Light

Light. The raw material of photography. Come learn to use it as an artist uses oil paints to create their masterpieces. *Materials: digital camera, black/dark clothing*

### H106 Environmental Portrait

Take your subject out of a sterile environment and put him or her into an environment that tells us something about the subject. Go on location to see how to get the most out of a portrait situation. *Materials: camera*

### H107 Design and Composition

After a brief discussion of photographic design and aesthetics, you'll participate in a walking tour on the UTA campus to examine ways of seeing photographically. *Materials: camera*

### H108 Studio Portraiture

Lighting styles and lighting quality, posing tips and working with subjects in a formal studio setting will all be covered. *Materials: camera*

### H109 Pinhole Photography

Learn how to make and use pinhole cameras. *Materials: none*

### H110 Single Light Source Photography

Learn how to use only one light source to create unique images of glass, ceramics and other small items. In this class you will also learn how to make stunning portraits with only a single LED light. *Materials: camera and tripod*

### H111 Shooting Workshop

Perfect for the first-year photo student. Learn how to be a master of your camera. Composition, light metering in tricky situations, bulb and flash will all be covered. Bring your questions and your cameras! *Materials: camera and film/digital camera and external flash*

### H112 Fashion Photography

Learn tips for working with models to capture the perfect shot. *Materials: camera*

### H113 SmartPhone Photography

Learn how to use some of the cool apps for smartphones to capture unique images. *Materials: a smartphone with any of the following apps: Hipstamatic, Instagram, 100 cameras in 1, ProHDR, PicGrunger*

### H114 Architectural Photography

Go out into the field and learn some of the skills required for photographing architectural interiors and exteriors. *Materials: camera*

# procedures

## H115 Lighting on Location

Get the perfect lighting whether dealing with the bright sun of a daytime football game to the night lights of the San Antonio River Walk. Learn how to control the lighting by balancing available light with fill flash as well as slow/rear curtain sync flash or how to avoid the use of flash at all with techniques for supplementing existing light. *Materials: digital SLR and external electronic flash*

## H116 Online Photo Editing Class

Learn cool online places to enhance and alter your images for free. Experience fast and easy Polaroid, Talbot-types and swing/tilt effects. Create interesting motivational posters on the fly. *Materials: some of your favorite jpeg images on a flash drive*

## H117 Learning to Use Your Digital Camera

Did you get a new digital camera recently? Bring it to this hands-on workshop to learn how to do more than shoot with the auto/program mode. *Materials: digital camera*

## H118 Digital Inkjet Printing

Learn the in and outs of how to print digitally using Photoshop with an Epson Inkjet printer. Learn how to read histograms, make test strips, and pick paper profiles for quality color and black and white printing. *Materials: jpeg images on a jump drive or CD*

## H119 Sports Photography

Learn ways to cover sports in the gym, the natatorium and the playing field. *Materials: digital camera, extra lenses*

## H120 Bookmaking

Create your own book of photographs using a variety of methods. *Materials: CD or USB drive with 10-20 images*

## H121 Beginning Black and White Film Processing and Printing

Students who select this class will be enrolled both Saturday afternoon and Sunday morning. On Saturday, working with Holga cameras, students will shoot and process a roll of 120mm black and white film. On Sunday, the students will work in the darkroom to print one of their photographs. *Materials: none*

## H122 Photojournalism for Yearbooks and Newspapers

It is never too late to learn ways to improve the photography for publications. Learn specific techniques for getting the best photos. *Materials: digital cameras, lenses, flash*

## H123 Cyanotype T-Shirts

The cyanotype or "blueprint" is a classic alternative photography process that dates to the 1840's. This fun and inexpensive process produces a blue image on paper or fabric. Students in this hands-on class will learn how to make a negative, coat, dry, and expose a t-shirt with an image they bring to class. *Materials: 3 megapixel image (approximately 2000 x 1500 pixels), this image must be turned in at registration on Friday on a jump drive labeled with the student's name and school*

## H124 Wetplate Collodion Process

Learn the process and technique of making a modern version of the Tintype, which was first produced during the 1860's. Students will learn how to pour, shoot and develop a portrait that they will be able to take home. Limited to one student per school. *Materials: none*

## H125 Working with Portable Flash

Learn techniques for controlling multiple portable strobes using external flash and pocket wizards. *Materials: digital camera*

## H126 High Dynamic Range (HDR) Photography

Create an amazing range of exposure in your digital images utilizing inexpensive software. *Materials: digital camera, tripod*

## H127 Animation

Learn computer animation techniques in this fast-paced class using the latest software. *Materials: none*

## H200 No Sunday Class - Attending Saturday Only

For students/teachers who will not attend the conference on Sunday

To register, instructors must return the registration form on page seven or complete the registration form on-line. In addition, schools must have a release form for each student. These release forms may be included with registration or delivered to the registration desk on Friday, Feb 10.

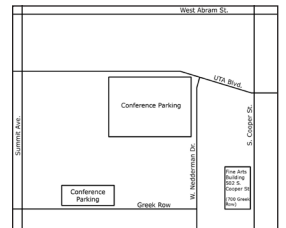
Please pay close attention to the registration fees and deadlines. Please submit the on-line registration form as soon as you have it completed, even if you are still waiting on a check from your school. Many of the in-depth classes are limited in space and fill up quickly. Registration for these classes will be on a first-come, first-served basis.

Students and teachers should select two 90-minute in-depth classes and two alternates, along with any on-site contests on the registration form. Please choose two alternates so that we can schedule everyone easier. One of these in-depth classes will be from 1:30 - 2:50 p.m. on Saturday afternoon. The other in-depth class will be on Sunday morning from 9 - 10:20 a.m.

There will be multiple choices of 50-minute classes on Saturday that do not require pre-registration. Students will be able to select from classes offering a wide range of topics covering all curriculum areas. These classes are scheduled for 10 a.m. and 11 a.m. on Saturday morning, and 3 p.m. and 4 p.m. on Saturday afternoon.

On Friday afternoon instructors should register students and pick up materials in the foyer on the first floor of the Fine Art building on the UTA campus. The building is located on the west side of Cooper St just south of UTA Blvd/Border St. Schools may park in the parking lot at the student activities center and walk across to the Fine Arts building.

Students competing in on-site contests must be registered and in the proper locations by 2:45 p.m. on Friday or 9 a.m. on Saturday in order to participate.



# portfolio reviews

## R100 Beginning portfolio review

For those just getting started, this portfolio review will offer an opportunity for beginning students to have their work critiqued by other instructors from around the state. Scheduled for Saturday morning at 10 a.m.

*Materials: No more than 5 prints mounted or unmounted*

## A200 Advanced Print portfolio review - Art

## J200 Advanced Print portfolio review - PJ

## D200 Advanced Digital portfolio review

A personal critique for juniors or seniors, this is an excellent warm-up for the Hal Fulgham Memorial Scholarship contest. Students with prints will be critiqued on Friday afternoon beginning at 3 p.m. This will enable those portfolios to be entered in the TAMU-C High School Shootout contest, due by 5 p.m.

Advanced students with digital portfolios will receive their critique on Saturday morning beginning at 10 a.m. Students may only sign up for one critique.

*Materials: 5 to 10 images - prints must be mounted or matted, digital images should be on a CD or jump drive*

# contests

## PLEASE READ THE RULES CAREFULLY.

### FRIDAY CONTESTS

School Portfolio  
Video Contest  
Picture Package  
Photo Scavenger Hunt  
Environmental Portrait carry-in

### SATURDAY CONTESTS

Adobe Digital Editing  
ATPI Digital Photo  
Cropped  
Faculty Digital

Students may compete in one contest on Friday and one contest on Saturday, but the Portfolio Team can be made up of students in other contests.

The High School Shoot-Out Contest is sponsored by the Third Floor Photographic Society at Texas A&M University in Commerce. A separate rules sheet is enclosed with this newsletter and a copy of the rules is available on the ATPI website. All questions relating to this contest should be referred to Chad Smith at TAMU-C. The phone number is (903) 886-5232.

Students and teachers should carefully note the requirements and supplies listed for each of the contests. Some contests will begin at 2:45 or 3 p.m. on Friday while the rest will begin at 9 a.m. on Saturday. Students may only compete in one contest on Friday and one on Saturday, with the exception of N110. No teachers or advisers will be allowed to advise or instruct students during competitions. **Entry fee: \$10 per person per contest, except where noted.**

### N101 ATPI Digital Editing Contest

Students will be given a series of scanned images and a period of time in which to use Adobe Photoshop to create a contest entry. The emphasis of this contest is to see how creative the students can be. No additional filters or plug-ins may be used in the contest. Each school may have no more than three students in the competition. **This contest will be Saturday morning from 9 - 10:30 a.m. Materials: none**

### N102 ATPI Picture Package Contest

This contest is an individual competition, but schools may register up to five students. Students will meet on Friday afternoon and receive an assignment for their photographs. Students will have until 5 p.m. Saturday to assemble a three-image package of photographs that best captures the assignment. Students must turn in the three images on a CD or jump drive. **This contest will start Friday afternoon at 2:45 p.m. Materials: digital camera, any special equipment**

### N103 ATPI Digital Image Contest

The contest will provide students with a list of categories and 90 minutes to photograph on Saturday morning. Students will return to the computer labs to download images and select contest entries. No manipulation of the images in Photoshop or iPhoto will be allowed. Contestants have 30 minutes to edit their work and turn in their entries. Schools are limited to three contestants for this contest. **This contest will be Saturday morning from 9 to 11:30 a.m. Students must have a signed permission form (found on page 8) completed and turned in to ATPI in order to compete in this contest. Materials: digital camera, card reader or cables to connect the camera to a computer for downloading, any special equipment**

### ATPI Photo Scavenger Hunt

#### N104 Team 1

#### N105 Team 2

This contest will challenge the students' power of observation. The team of one to three students will be provided a list of items to photograph and 90 minutes to photograph with a single camera. No more than three students on a single team. **The contest will start Friday afternoon at 3 p.m. By 5 p.m. the team must turn in a point tally sheet and the camera storage card, which will be returned on Sunday. Entry fee is \$25 for each team. Materials: one digital camera**

### ATPI Video Contest

#### N106 Team 1

#### N107 Team 2

#### N108 Team 3

Students will be provided a theme for the video on Friday afternoon and will have 21 hours to complete the assignment. Teams may consist of one to three students. Students will have overnight to complete their music videos. **The contest will start Friday afternoon at 3 p.m. Students must turn in projects on CD or DVD at noon on Saturday. Entry fee is \$25 for each team. Materials: digital video camera, CD/DVD, editing laptop with your software.**

### N109 ATPI Cropped Contest

Do you have what it takes to survive the Cropping Tool? If you are familiar with the Food Channel's Chopped cooking show, then you know how this contest works. Schools are limited to one student entrant. Students will be given an assignment, a required element and a specific amount of time (from 15-30 minutes depending on the round) to capture one image. After a quick critique from the judges, one student will be cropped from the group and the remaining students will be given the next assignment. **The contest will start Saturday morning at 9 a.m. and will run until 11:30 a.m. Materials: digital camera**

### N110 ATPI School Portfolio Contest

A team of four students will compete in this contest. The school must have four students on the team, but may join with other schools in order to have the exact number of participants. **The contest will start Friday afternoon at 2:45 p.m. and students will have until 5 p.m. on Saturday to turn in one CD with their entries. Each student will contribute one image to the portfolio, which must be taken during the weekend. Entry fee is \$25 for the team. Materials: digital cameras**

### N400 Faculty Digital Contest

Faculty members should indicate on the registration form if they plan to compete. There is no entry fee, but teachers must bring their own digital camera.

Teachers will be given several categories to select from. Images must be downloaded from the digital cameras by 4 p.m. on Saturday. **Materials: digital camera, any special equipment**

## PRE-CONFERENCE CONTESTS

### N500 "The B.I.G 48" Video Contest (pre-conference)

Get ready for a rollercoaster of challenges as you compete for bragging rights as the best on-the-spot program. Schools will be given a topic, via ATPI's Twitter feed, on Thursday, Feb 2 at 9 pm CST. Students and instructors will work together with the given theme within a 48-hour time frame. Teams will upload their entries to Vimeo by Saturday at midnight and share them to ATPI's Vimeo site. The top entry will be shown at the awards ceremony at the conference. Total running time must not exceed 3 minutes. A thematic element will be given at the start of the contest which MUST be incorporated within the entry. List N500 under the teacher's name on the registration form to enter. **Entry fee is \$25 for the team.**

### Environmental Self-Portrait Contest (carry-in)

Locate the flier included with the newsletter to see all of the details, but this is a carry-in contest for both students and teachers. Entries are due by 5 p.m. on Friday, Feb 10 and should be hand-delivered to the conference registration desk. Images must be matted or mounted and there is a 50¢ per print entry fee. Duplicates should be printed if the student wants to enter these images into the Texas A&M - Commerce High School contest. Images must have been created by the student or instructor in the photograph.

**(copy, then mail - bring with you in February)**

[illegible]

- Copy form if registering additional participants, but we prefer you use the online form.
- **NO REFUNDS AFTER FEB 3.**
- Hotel deadline is Jan. 18.
- Check the contest schedule carefully for correct date and times.
- For more information, contact Mark Murray - *info@atpi.org* or (682) 867-7321.

# release form

(one for each student)

ATPI may provide transportation to and from an off-site location for certain competitions. By registering for the conference and signing below, parents and students release from liability ATPI, its officers and its authorized drivers. Without a signed release, students cannot participate in some contests and will need to make another selection. This form must be hand-delivered to the registration desk on Feb 10, 2012.

Name \_\_\_\_\_

School \_\_\_\_\_

School address \_\_\_\_\_

School phone \_\_\_\_\_

Fax \_\_\_\_\_

Instructor's e-mail \_\_\_\_\_

Student Signature

Parent Signature

Instructor Signature

# rules

Because numerous people have worked hard to organize this conference, we ask that you share the following guidelines with your students.

- Students should be in their hotel rooms by midnight, making no excessive noise. The hotel reserves the right to remove disruptive guests.
- No students will be admitted without an instructor or chaperone approved by the school. At least one chaperone or instructor is required for every 10 students. Instructors and any other designated chaperones assume responsibility for their students' behavior during the conference.
- All students, chaperones and instructors are expected to wear their conference name badge at all times while at the conference.
- ATPI officials reserve the right to declare all fees forfeited and to send students home at their own expense for violation of these rules of conduct.

**Association of Texas Photography Instructors**  
P.O. Box 121092  
Arlington, TX 76012

## Imagemaker

The ATPI Imagemaker is a publication of the Association of Texas Photography Instructors. Articles may be reprinted with permission of the Association at P.O. Box 121092, Arlington, TX 76012. ATPI is a non-profit organization under 501(c)(3) of the Internal Revenue Code. Contact: [info@atpi.org](mailto:info@atpi.org)  
Craig Coyle, President  
Sue Jett, Editor

# hotel

(deadline 1/18)

## Holiday Inn Express

The Holiday Inn Express - South Arlington is on the north side of Interstate 20 in South Arlington on the west side of Cooper St. Rooms are \$89 (two doubles or one king) or \$99 (king suite with foldout or two queen suite) per night. Only 40 rooms are blocked at the ATPI rate. The hotel offers free continental breakfast and is just across

Cooper from The Parks Mall in Arlington, which includes movie theaters, ice rink, shopping and a food court.

Call 817.784.8750 and request rooms in ATPI's block by January 18. Rooms must be held with a credit card or first night payment.

There is a 72-hour window for cancellations. Make sure you bring a copy of your hotel state sales tax exemption form.

## Imagemaker Team Recognizes Top Ten

With the results for the ATPI Fall Contest finalized, students are beginning to earn points for the 2012 Imagemaker Team.

Only specific contests can be used to earn points for the team, which recognizes the top ten Texas student photographers. Students receive points based on awards in state and national contests. Currently, the contests which count towards Imagemaker status include the ATPI Fall Contest, the Scholastic Arts contest, the Best of College Photography Contest, the PTA Reflections contest and the High School Shootout. This year, students will also be able to include results from the ATPI Spring contests - Top Program, Rising Star and Scholarship portfolios.

Students are encouraged to enter the contests currently listed and submit the online form by the April deadline. For more information check the ATPI website. Any additional contests approved by the com-

mittee will be posted on the home page at least two months prior to their deadline. If you have a contest that you feel should be added to the list, please e-mail [info@atpi.org](mailto:info@atpi.org) with the details of this contest and it will be forwarded to the committee for review.

The current point totals are:

Riley Graham - St. Mark's School of Texas ...	20points
Max Wolens - St. Mark's School of Texas .....	18points
Alyson Plueckhahn - Georgetown HS.....	17points
Cassidy Horn - Channing HS .....	17points
Emily Vick - Liberty Christian School.....	17points
Grace Acree - Trinity HS .....	17points
Christian Hitzelberger - Highland Park HS.....	16points
Shelby Tauber - McKinney HS .....	16points
Brianna Sellers - Texas HS .....	15points
Michael Gilliland - St. Mark's.....	14points
Devon James - Byron Nelson HS.....	13points
Halbert Bai - St. Mark's School of Texas .....	13points
Fatimeh Nadimi - Lamar HS.....	12points
Joe Taylor - Allen HS.....	12points
Oscar Lewin - McCallum Fine Art Academy ..	12points