

Date Specific

more information
can be found on the
ATPI Web site at
atpi.org

12.31.2012

Environmental
Photographer of the Year
Contest deadline

1.18.2013

ATPI Winter Conference
hotel deadline - see page 8

1.27.2013

ATPI Winter Conference
early bird registration

2.6.2013

Texas A&M - Commerce
High School Shootout
mail-in deadline

2.8-10.2013

ATPI Winter Conference
University of Texas at
Arlington
Arlington, TX

4.2013

Hal Fulgham Scholarship
Sharon Jacobus Scholarship
ATPI Top Program
ATPI Rising Star
deadlines

6.12-15.2013

ATPI Summer Workshop for
Instructors Only

7.16-26.2013

European Exposure
Workshop

The enclosed poster
represents some of
the winners from last
year's Top Program,
Rising Star and Hal
Fulgham Scholarship
competitions. Our
thanks to Walsworth
Publishing, especially to
David Massy and Julie
Marshall, for printing
the poster.

Volume 23 ♦ Issue 2

December 2012

A publication of the
Association of Texas
Photography Instructors

ATPI Board Sets Guidelines for Conference

New Registration Area, Mandatory Opening Session Part of Changes

To better serve the students and instructors as well as maintain harmony with UT-Arlington, the board has decided to implement some changes for the Feb. 8-10 Photography Shortcourse.

Opening session: One of these changes will include a mandatory opening session where convention organizers will explain rules and essential information including how to include metadata for digital images. Students and teachers that arrive on Friday will need to plan on attending the opening session at 2:30 pm. There will be an opening session for Saturday arrivals at 8:30 am that is mandatory for anyone arriving that day.

Registration: Registration will be in a different location to keep the lobby from looking like the line at Disney's Space Mountain. Check ATPI.org for any last-minute instructions or changes.

Student lounge: Students should not congregate in the lobby area or on stairwells. Students who need to work together or who need a place to wait for other members of the group (or who simply want to flirt with someone from another school) can meet in a classroom designated as a student lounge.

Lunch: As a convenience, ATPI will still offer the lunch option for Saturday where schools can pre-order lunches for participants. And yes, ATPI will accommodate those who are vegetarians, those who want a gluten-free lunch, and those with peanut allergies.

Schedule changes: One of the major changes in scheduling includes a shift in times for hands-on sessions. Both hands-on classes will be Saturday afternoon. ATPI will schedule general sessions — primarily using teachers at the conference — for Sunday morning for one hour before the keynote and awards to get schools on the road a little earlier.

Contest rules: There will also be some changes to the contest schedule and rules.

- The Friday contests will include: school portfolio, picture package, video, scavenger hunt and digital photo.
- The following Friday contests will have a deadline

of Saturday noon: video, school portfolio and picture package.

- Saturday contests will be digital editing and cropped.
- The Twitter contest will run all weekend.
- The environmental portrait contest is now digital.
- ATPI will again offer the B.I.G. 72 Video Contest
- Schools will need to bring several jump drives so that students can turn them in with their photo submissions. They should be clearly labeled with the school's name.

h. All images for the contests need to be shot DURING the weekend of the convention. Except in the environmental portrait contest, no images taken or created before the convention are eligible.

ISSUES FOR THE ORGANIZATION

In addition to changes in the conference, ATPI board members voted to make some changes to the Bylaws and Constitution that must be approved by the membership. Members will receive official notification of the recommended changes and will be able to vote on them at the winter conference. They include:

- Allowing votes for elected officers to be taken electronically through a secure online system.
- Requiring minutes of all meetings of the Association and Executive Committee to be completed with 48 hours of the end of any official meeting.
- Allowing votes for amendments to the Bylaws to be taken electronically.
- Increasing membership dues to \$20.

Officers agreed that ATPI needs to have an election this spring for a president, first vice president and secretary and they have spent the summer and fall recruiting for those positions. In accordance with current rules, the election will be in March. If the Bylaw changes are approved, the election will be electronic.

Key Points

• **Mandatory Opening Session: Friday, 2:30 pm for Friday arrivals Saturday, 8:30 am for Saturday arrivals**

• **Registration moved to theater foyer**

• **Both in-depth classes are on Saturday afternoon**

• **Student lounge/work area will be set up for students to complete projects, rather than using Fine Art foyer or tables outside elevators**

• **Students should have USB drives for all contests**

• **All on-site contest images must be taken that weekend**

• **School Portfolio and Picture Package contest entries due at noon**

• **Members will vote on Bylaw and dues changes on Saturday**

Fall Contest Receives 7,000+ Entries, Recognizes 458 Winners

Westlake HS and Cypress Woods HS Capture Best of Show Awards


Six judges spent eight hours sorting through more than 7,000 entries in the 2012 ATPI Fall Contest. When the judging finished, standing on top as Best of Show winners were Maria Gomez, Westlake HS (Austin) in Beginning/Middle School, Emily deVillasante, Cypress Woods HS (Cypress) in Advanced and Deanne Brown, Westlake HS in Faculty.

The judges for the 2012 contest included

Marsha Ezell from the Fort Worth Camera Club, Janis Hefley who recently retired from Episcopal School of Dallas, Bob Malish from Canon, Jacob Williams, a commercial photographer in Dallas, Chad Smith from Texas A&M University - Commerce and Bradley Wilson from Midwestern State University in Wichita Falls.

The contest included new categories
continued on page 3

Corbin Walp | First Place Beginning Cellphone |
St. Mark's School of Texas, Dallas



Briefs

Officer Election

ATPI members will be electing a new president, vice president and secretary this Spring. If you are interested in running for one of these positions, please contact Executive Director Mark Murray at mmurray@atpi.org. Current board members are ready to see some new faces added to the board, so now is your chance to join us.

ATPI Spring Contests

ATPI's annual Spring contests - Top Program school portfolio, Rising Star school portfolio, Hal Fulgham Memorial Scholarship, Sharon Jacobus Memorial Scholarship and the Texas Imagemaker Team will all have April deadlines. Be sure to check out the ATPI website for the latest details and entry forms.

Proposed Bylaw and Dues Changes


ATPI members can log into the members-only area of the ATPI website - www.atpi.org/members - to view the proposed changes to the Bylaws. These changes include allowing secure electronic voting in the officer elections and for future Bylaw changes. Voting on the proposed changes will take place during the ATPI Business Meeting on Saturday, Feb 9 at noon during the ATPI Winter Conference. Members will also be asked to approve a dues increase to \$20/school year. This will be the first dues increase since the 1999-2000 school year.

RIT The Big Shot

Rochester Institute of Technology's The Big Shot project takes painting with light to an extreme. Past projects have included buildings, a cemetery, a ship in the Boston harbor and the Alamo. On March 23, 2013, RIT will bring The Big Shot to Arlington to paint Cowboy Stadium with 20,000 lights. Volunteers will be needed and ATPI will be participating with as many students and teachers as we can find. Check out photos from past projects and sign up to help at www.rit.edu/cias/bigshot/.

Toy Box

After teaching the students about composition I like to push them to shoot from a variety of different angles and use the camera to brainstorm solutions to a problem. The goal is quantity and variety as well as good composition



Dulce Sanchez | Austin HS, Austin

and exposure. I have a large box of toys that I've picked up from yard sales. Each student chooses a toy to shoot for a client who wants to sell used broken toys and shoes. They are asked to shoot 20-50 shots from a variety of different angles in imaginative ways. One important rule I've found is "no shots in the bathroom" after a very proud student showed me her shot of a toy whale floating in a toilet bowl. It's a good exercise to introduce contact sheets, then use the photos to learn about image size, document size, resolution and color space by preparing the images for print, newsprint, and web.

Melanie Sherwood - Austin HS

Best of Texas Volume 3 Unveiled in SA

Thanks to Friesens, the third edition of the Best of Texas High School Photography made its first appearance at the JEA/NSPA National High School Journalism Convention in San Antonio in November. The 160-page book features 404 photos from 313 photographers and includes four instructional posters. Every student with an image in the book and their instructor receives a free copy. ATPI members as of November 15 are also guaranteed a copy.

Emails have been sent to all instructors with a list of students who have work in the book. Copies may be picked up at the ATPI Winter



Conference in February at UTA or arrangements can be made to pick up

My Favorite Assignment



A series showcasing assignments from award-winning programs. If you have something you'd like to submit for a future newsletter, please email info@atpi.org.

Visual Melody

The visual melody is a fun and simple assignment for both advanced and beginner photography students. The basic idea is to have the students turn lyrics from a song into a photographic concept.

First, have your students search the web for the lyrics to their favorite song. Once they have chosen a song they want to use, have them pick out a small section of the song that lends itself to being turned into a photograph (five to eight words max). The students will then make a photograph that illustrates the lyrics they chose.

The final step is up to the teacher. Have the students print their photographs with the words on the actual images (via Photoshop) or tell them to write the lyrics on the back and see if the other students can guess what song they did. Either way, at the end of the assignment you're bound to get something I call "visual poetry." Try it!

Michael Peña - Deer Park HS



Karen Medina | Deer Park HS, Deer Park

copies earlier from Mark Murray at the Arlington ISD Administration building. Individual copies can be mailed if you send your name, mailing address and \$10 for postage (checks made out to ATPI) to PO Box 121092, Arlington, TX 76012. For multiple copies, if you have a FedEx or UPS account number, you can email that to mmurray@atpi.org.

After February any extra copies will be available for purchase.

One of four instructional posters included with the book. The other three cover Portrait, Sports and Exposure.

Contest Winners Represent 66 Schools

continued from page 1

for travel photographs and allowed students to enter portfolios for any subject matter. The thematic category for 2012 was “cliché.”

The judges felt that overall the work was very strong. Malish said that he was “excited to see the numbers and qualities of entries in the beginner categories” but that “technical excellence is a must at all levels.”

Williams added “please do not be afraid to crop your images.”

“I am impressed by your willingness to fearlessly express yourselves,” Ezell said.



Adam Gray | First HM Beg Student Life | Byron Nelson HS, Trophy Club




Allyson Poujol | First Place Beg Landscape | Memorial HS, Houston




Christian Cocker | First Place Beg Portfolio | Trinity HS, Euless



Jonathan McInnis | Third Place Formal Portrait | Lovejoy HS, Lucas



Jessilee Shipman | Second Place Adv Time Exposure | Legacy HS, Mansfield




Michael Peña | First Place Faculty | Deer Park HS, Deer Park



Kate Shaw | Second Place Adv Animal | Arlington HS, Arlington



Maria Gomez | First Place Beg Fashion | Westlake HS, Austin



Darrell Byers | Second Place Faculty | Lamar HS, Arlington

schedule in-depth classes

FRIDAY, FEBRUARY 8

1:00 p.m.
Registration opens

2:30 p.m.
Opening Session (Mandatory)

3:00 p.m.
School Portfolio and Individual Picture
Package Contests meeting

3:15 - 5:45 p.m.
ATPI Digital Photo Contest
Video contests
Advanced Portfolio Reviews
Scavenger Hunt Contest
Sessions

SATURDAY, FEBRUARY 9

8:30 a.m.
Opening Session (Mandatory for those that
didn't attend on Friday afternoon)

9 a.m. - noon
ATPI Photoshop contest
Cropped Contest
Faculty Digital Contest

9 - 9:50 a.m.
Sessions

10 - 10:50 a.m.
Sessions
Beginning Portfolio Reviews
Advanced Portfolio Reviews

11 - 11:50 a.m.
Sessions
Beginning Portfolio Reviews
Advanced Portfolio Reviews

noon
Video entries, School Portfolio
and Picture Package entries due

noon - 1:30 p.m.
Lunch

1:30 - 3:15 p.m.
Hands-on classes

3:30 - 5:15 p.m.
Hands-on Classes

SUNDAY, FEBRUARY 10

9 - 9:50 a.m.
Sessions

10:00 - 11:15 a.m.
Keynote Speaker

11:30 a.m. - 12:30 p.m.
Awards Ceremony

2013 ATPI Winter Conference

105-minute in-depth classes will be offered Saturday afternoon at 1:30 p.m. and 3:30 p.m. Students and teachers should select two classes (except for H121), plus two alternates, and fill in this information on the registration form. Students can bring either film or digital cameras to sessions, unless specified.

H101 Tips and Tricks for Digital Imaging

Learn the basics of Adobe Photoshop. Designed for students or teachers who have limited experience with Photoshop. *Materials: none*

H102 Advanced Photoshop Techniques

This class assumes a good working knowledge of the program and will look at additional techniques for editing images. *Materials: none*

H103 Getting Your Work Online

A look at options for selling your work on the web, including SmugMug, Flickr and TwitPix, that can earn money and create a presence for your business, even as a student. *Materials: none*

H104 The Creative Side of Photoshop

Use Adobe Photoshop to create amazing works of art. Learn experimental image blending, alternative methods of making filter/textures, the exciting new method of scaling, duplicating layers and basic masking. Handouts provided. *Materials: jump drive*

H105 Painting With Light

Light. The raw material of photography. Come learn to use it as an artist uses oil paints to create their masterpieces. *Materials: digital camera, black/dark clothing*

H106 Environmental Portrait

Take your subject out of a sterile environment and put him or her into an environment that tells us something about the subject. Go on location to see how to get the most out of a portrait situation. *Materials: camera*

H107 Design and Composition

After a brief discussion of photographic design and aesthetics, you'll participate in a walking tour on the UTA campus to examine ways of seeing photographically. *Materials: camera*

H108 Studio Portraiture

Lighting styles and lighting quality, posing tips and working with subjects in a formal studio setting will all be covered. *Materials: camera*

H109 Pinhole Photography

Learn how to make and use pinhole cameras. *Materials: none*

H110 Single Light Source Photography

Learn how to use only one light source to create unique images of glass, ceramics and other small items. In this class you will also learn how to make stunning portraits with only a single LED light. *Materials: camera and tripod*

H111 Shooting Workshop

Perfect for the first-year photo student. Learn how to be a master of your camera. Composition, light metering in tricky situations, bulb and flash will all be covered. Bring your questions and your cameras! *Materials: camera and film/digital camera and external flash*

H112 Working with Shutter Speeds

Blurring motion. Stopping motion. Panning. From Eadweard Muybridge's photos of a horse running to today's bursting balloons here is your chance to experiment with some of these techniques. *Materials: camera and tripod*

H113 SmartPhone Photography

Learn how to use some of the cool apps for smartphones to capture unique images. *Materials: a smartphone with any of the following apps: Hipstamatic, Instagram, ProHDR, SnapSeed*

H114 Architectural Photography

Go out into the field and learn some of the skills required for photographing architectural interiors and exteriors. *Materials: camera*

procedures

H115 Lighting on Location

Get the perfect lighting whether dealing with the bright sun of a daytime football game to the night lights of the city. Learn how to control the lighting by balancing available light with fill flash as well as slow/rear curtain sync flash or how to avoid the use of flash at all with techniques for supplementing existing light. *Materials: digital SLR and external electronic flash*

H116 Online Photo Editing Class

Learn cool online places to enhance and alter your images for free. Experience fast and easy Polaroid, Talbot-types and swing/tilt effects. Create interesting motivational posters on the fly. *Materials: some of your favorite jpeg images on a flash drive*

H117 Learning to Use Your Digital Camera

Did you get a new digital camera recently? Bring it to this hands-on workshop to learn how to do more than shoot with the auto/program mode. *Materials: digital camera*

H118 Digital Inkjet Printing

Learn the in and outs of how to print digitally using Photoshop with an Epson Inkjet printer. Learn how to read histograms, make test strips, and pick paper profiles for quality color and black and white printing. *Materials: jpeg images on a jump drive or CD*

H119 Sports Photography

Learn ways to cover sports in the gym, the natatorium and the playing field. *Materials: digital camera, extra lenses*

H120 Bookmaking

Create your own book of photographs using a variety of methods. *Materials: CD or USB drive with 10-20 images*

H121 Beginning Black and White Film Processing and Printing

Students who select this class will take photos on Saturday morning using Holga cameras. On Saturday afternoon students will process a roll of 120mm black and white film and then work in the darkroom to print one of their photographs. This class will cover two hands-on classes. *Materials: none*

H122 Photojournalism for Yearbooks and Newspapers

It is never too late to learn ways to improve the photography for publications. Learn specific techniques for getting the best photos. *Materials: digital cameras, lenses, flash*

H123 Cyanotype T-Shirts

The cyanotype or "blueprint" is a classic alternative photography process that dates to the 1840's. This fun and inexpensive process produces a blue image on paper or fabric. Students in this hands-on class will learn how to make a negative, coat, dry, and expose a t-shirt with an image they bring to class. *Materials: 3 megapixel image (approximately 2000 x 1500 pixels), this image must be turned in at registration on Friday on a jump drive labeled with the student's name and school*

H124 Wetplate Collodion Process

Learn the process and technique of making a modern version of the Tintype, which was first produced during the 1860's. Students will learn how to pour, shoot and develop a portrait that they will be able to take home. Limited to one student per school. *Materials: none*

H125 Working with Portable Flash

Learn techniques for controlling multiple portable strobes using external flash and pocket wizards. *Materials: digital camera*

H126 High Dynamic Range (HDR) Photography

Create an amazing range of exposure in your digital images utilizing inexpensive software. *Materials: digital camera, tripod*

H127 Chromakey: Visual Effects for Still and Motion Pictures

Students will learn how to light for and shoot chromakey images and footage in the studio (FA134), and them composite them in Adobe Photoshop, Premiere, and After effects in the Kinetic Imaging Lab (FA166). *Materials: none*

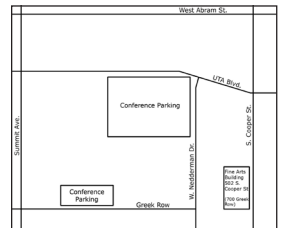
To register, instructors must return the registration form on page seven or complete the registration form on-line. In addition, schools must have a release form for each student. These release forms should be delivered to the registration desk on Friday, Feb 8.

Please pay close attention to the registration fees and deadlines. Please submit the on-line registration form as soon as you have it completed, even if you are still waiting on a check from your school. Many of the in-depth classes are limited in space and fill up quickly. Registration for these classes will be on a first-come, first-served basis.

Students and teachers should select two in-depth classes and two alternates, along with any on-site contests on the registration form. Please choose two alternates so that we can schedule everyone easier. The hands-on classes will be Saturday afternoon at 1:30 p.m. and 3:30 p.m.

There will be multiple choices of 50-minute classes on Saturday and Sunday that do not require pre-registration. Students will be able to select from classes offering a wide range of topics covering all curriculum areas. These classes are scheduled for 9 a.m., 10 a.m. and 11 a.m. on Saturday morning, and 9 a.m. on Sunday morning.

On Friday afternoon instructors should register students and pick up materials in the registration area in the Fine Art building on the UTA campus. The building is located on the west side of Cooper St just south of UTA Blvd/Border St. Schools may park in the parking lot at the student activities center and walk across to the Fine Arts building.



Everyone is expected to attend a mandatory opening session on Friday afternoon at 2:30 (or at 8:30 am on Saturday for schools arriving on Saturday.) Students competing in on-site contests must be registered and in the proper locations by 3 p.m. on Friday or 9 a.m. on Saturday in order to participate.

portfolio reviews

R100 Beginning portfolio review

For those just getting started, this portfolio review will offer an opportunity for beginning students to have their work critiqued by other instructors from around the state. Scheduled for Saturday morning at 10 a.m.

Materials: No more than 5 prints mounted or unmounted

A200 Advanced Print portfolio review - Art

J200 Advanced Print portfolio review - PJ

D200 Advanced Digital portfolio review

A personal critique for juniors or seniors, this is an excellent warm-up for the Hal Fulgham Memorial Scholarship contest. Students with prints will be critiqued on Friday afternoon beginning at 3 p.m. This will enable those portfolios to be entered in the TAMU-C High School Shootout contest, due by 5 p.m.

Advanced students with digital portfolios will receive their critique on Saturday morning beginning at 10 a.m. Students may only sign up for one critique.

Materials: 5 to 10 images - prints must be mounted or matted, digital images should be on a CD or jump drive

contests

PLEASE READ THE RULES CAREFULLY.

FRIDAY CONTESTS

*School Portfolio

*Video Contest

*Picture Package

Photo Scavenger Hunt

ATPI Digital Photo

Environmental Portrait carry-in

SATURDAY CONTESTS

Adobe Digital Editing

Cropped

Faculty Digital

Students may compete in one contest on Friday and one contest on Saturday, but the Portfolio Team can be made up of students in other contests.

*These contests will have a deadline of noon on Saturday, Feb 9.

The High School Shoot-Out Contest is sponsored by the Third Floor Photographic Society at Texas A&M University in Commerce. A separate rules sheet is enclosed with this newsletter and a copy of the rules is available on the ATPI website. All questions relating to this contest should be referred to Chad Smith at TAMU-C. The phone number is (903) 886-5232.



Melanie Sherwood,
Austin HS, Faculty Self
Portrait - 2011

Students and teachers should carefully note the requirements and supplies listed for each of the contests. Some contests will begin at 3 or 3:15 p.m. on Friday while the rest will begin at 9 a.m. on Saturday. Students may only compete in one contest on Friday and one on Saturday, with the exception of N110. No teachers or advisers will be allowed to advise or instruct students during competitions. **Entry fee: \$10 per person per contest, except where noted.**

N101 ATPI Digital Editing Contest

Students will be given a series of scanned images and a period of time in which to use Adobe Photoshop to create a contest entry. The emphasis of this contest is to see how creative the students can be. No additional filters or plug-ins may be used in the contest. Each school may have no more than three students in the competition. **This contest will be Saturday morning from 9 - 10:30 a.m. Materials: none**

N102 ATPI Picture Package Contest

This contest is an individual competition, but schools may register up to five students. Students will meet on Friday afternoon and receive an assignment for their photographs. Students will have until **noon Saturday** to assemble a three-image package of photographs that best captures the assignment. Students must turn in the three images on a jump drive. **This contest will start Friday afternoon at 3 p.m. Materials: digital camera, USB drive, any special equipment**

N103 ATPI Digital Image Contest

The contest will provide students with a list of categories and 90 minutes to photograph on Friday afternoon. Students will return to the computer labs to download images and select contest entries. No manipulation of the images in Photoshop or iPhoto will be allowed. Contestants have 30 minutes to edit their work and turn in their entries. Schools are limited to three contestants for this contest. **This contest will be Friday afternoon from 3:15 to 5:45 p.m. Students must have a signed permission form (found on page 8) completed and turned in to ATPI in order to compete in this contest. Materials: digital camera, card reader or cables to connect the camera to a computer for downloading, any special equipment**

ATPI Photo Scavenger Hunt

N104 Team 1

N105 Team 2

This contest will challenge the students' power of observation. The team of one to three students will be provided a list of items to photograph and 90 minutes to photograph with a single camera. No more than three students on a single team. **The contest will start Friday afternoon at 3:15 p.m.** By 5 p.m. the team must turn in a point tally sheet and the camera storage card, which will be returned on Sunday. **Entry fee is \$25 for each team. Materials: one digital camera**

ATPI Video Contest

N106 Team 1

N107 Team 2

N108 Team 3

Students will be provided a theme for the video on Friday afternoon and will have 21 hours to complete the assignment. Teams may consist of one to three students. Students will have overnight to complete their music videos. **The contest will start Friday afternoon at 3 p.m.** Students must upload entries to Vimeo by noon on Saturday. **Entry fee is \$25 for each team. Materials: digital video camera, editing laptop with your software.**

N109 ATPI Cropped Contest

Do you have what it takes to survive the Cropping Tool? If you are familiar with the Food Channel's Chopped cooking show, then you know how this contest works. Schools are limited to two student entrants. Students will be given an assignment, a required element and a specific amount of time (from 15-30 minutes depending on the round) to capture one image. After a quick critique from the judges, half of the students will be cropped from the group and the remaining students will be given the next assignment. **The contest will start Saturday morning at 9 a.m. and will run until 11:45 a.m. Materials: digital camera**

N110 ATPI School Portfolio Contest

A team of four students will compete in this contest. The school must have four students on the team, but may join with other schools in order to have the exact number of participants. **The contest will start Friday afternoon at 3 p.m.** and students will have until noon on Saturday to turn in one jump drive with their entries. Each student will contribute one image, which must be taken during the weekend. **Entry fee is \$25 for the team. Materials: digital cameras, USB drive**

N400 Faculty Digital Contest

All faculty members will be registered into this contest. There is no entry fee, but teachers must bring their own digital camera.

Teachers will be given several categories to select from. Images must be downloaded from the digital cameras by 4 p.m. on Saturday. **Materials: digital camera, any special equipment**

PRE-CONFERENCE CONTESTS

N500 "The B.I.G. 72" Video Contest (pre-conference)

Get ready for a rollercoaster of challenges as you compete for bragging rights as the best on-the-spot program. Schools will be given a topic, via ATPI's Twitter feed, on Thursday, Feb 1 at 9 pm CST. Students and instructors will work together with the given theme within a 72-hour time frame. Teams will upload their entries to Vimeo by Sunday at midnight and share them to ATPI's Vimeo group. The top entry will be shown at the awards ceremony at the conference. Total running time must not exceed 3 minutes. A thematic element will be given at the start of the contest which **MUST** be incorporated within the entry. List N500 under the teacher's name on the registration form to enter. **Entry fee is \$25 for the team.**

Environmental Self-Portrait Contest (carry-in)

Locate the flier included with the newsletter to see all of the details, but this is a carry-in contest for both students and teachers. Entries are due by 5 p.m. on Friday, Feb 8 and should be hand-delivered to the conference registration desk. Images must follow the formatting instructions found at www.atpi.org/digitalinstructions. All entries from a school must be on one CD. Entries that do not meet the formatting requirements will be disqualified. The entry fee is 50¢ per entry. Images must have been created by the student or instructor in the photograph. Students do not have to attend the conference to submit entries to the Environmental Portrait contest, but the school must have at least one person (student or teacher) registered.

(copy, then mail - bring with you in February)

[illegible]

- Copy form if registering additional participants, but we prefer you use the online form.
- **NO REFUNDS AFTER FEB 1.**
- Hotel deadline is Jan. 18.
- Check the contest schedule carefully for correct date and times.
- For more information, contact Mark Murray - *info@atpi.org* or (682) 867-7321.

release form

(one for each student)

ATPI may provide transportation to and from an off-site location for certain competitions. By registering for the conference and signing below, parents and students release from liability ATPI, its officers and its authorized drivers. Without a signed release, students cannot participate in some contests and will need to make another selection. This form must be hand-delivered to the registration desk on Feb 8, 2013.

Name _____

School _____

School address _____

School phone _____

Fax _____

Instructor's e-mail _____

Student Signature

Parent Signature

Instructor Signature

rules

Because numerous people have worked hard to organize this conference, we ask that you share the following guidelines with your students.

- Students should be in their hotel rooms by midnight, making no excessive noise. The hotel reserves the right to remove disruptive guests.
- No students will be admitted without an instructor or chaperone approved by the school. At least one chaperone or instructor is required for every 10 students. Instructors and any other designated chaperones assume responsibility for their students' behavior during the conference.
- All students, chaperones and instructors are expected to wear their conference name badge at all times while at the conference.
- ATPI officials reserve the right to declare all fees forfeited and to send students home at their own expense for violation of these rules of conduct.

Association of Texas Photography Instructors

P.O. Box 121092
Arlington, TX 76012

Imagemaker

The ATPI Imagemaker is a publication of the Association of Texas Photography Instructors. Articles may be reprinted with permission of the Association at P.O. Box 121092, Arlington, TX 76012. ATPI is a non-profit organization under 501(c)(3) of the Internal Revenue Code. Contact: info@atpi.org

Craig Coyle, President
Sue Jett and Deanne Brown,
Editors

hotel

(deadline 1/18)

Holiday Inn Express

The Holiday Inn Express - South Arlington is on the north side of Interstate 20 in South Arlington on the west side of Cooper St. Rooms are \$96 per night. Only 40 rooms are blocked at the ATPI rate. The hotel offers free continental breakfast and is just across Cooper from The Parks Mall in Arlington, which includes movie theaters, ice rink,

shopping and a food court.

Call 817.784.8750 and request rooms in ATPI's block by January 18. Rooms must be held with a credit card or first night payment.

There is a 72-hour window for cancellations. Make sure you bring a copy of your hotel state sales tax exemption form.

Imagemaker Team 2012-2013 Update

After the Fall Contest is completed, ATPI provides a current point total for Texas photo students to see where they stand in the Imagemaker Team competition.

Only specific contests can be used to earn points for the team, which recognizes the top ten Texas student photographers. Students receive points based on awards in state and national contests. Currently, the contests which count towards Imagemaker status include the ATPI Fall Contest, the State Fair of Texas, the 2013 Jostens contest, the Environmental Photographer of the Year contest, the Alliance for Young Artists and Scholastic Arts contest, the Photographer's Forum contest, the PTA Reflections contest and the 2013 High School Shoot-out.

Students are encouraged to enter the contests currently listed and submit the online form by the April deadline. For more information check the ATPI website. During the board meeting in June it was decided that

the board will set the list of contests for the year during the summer and will only make additions and deletions at that time. If you have a contest that you feel should be added to the list, please e-mail info@atpi.org with the details of this contest and it will be forwarded to the committee for review.

The current point totals are:

Halbert Bai - St. Mark's School of Texas	16points
Mckenna Garrison - Greenhill School	15points
Nate Freeman - The Kinkaid School	14points
Alden James - St. Mark's School of Texas	12points
Sarah Burger - Aledo HS	12points
Jack Blasing - Highland Park HS	11points
Jazmin Juarez - Deer Park HS	11points
Maria Gomez - Westlake HS	11points
Sabrina Larson - Texas HS	11points
Cara McConnell - Langham Creek HS	10points
Lauren Henderson - Allen HS	10points
Sam Morton - Westlake HS	10points
Sierra Reyna - Allen HS	10points