

## Date Specific

more information can be found on the ATPI Web site at [atpi.org](http://atpi.org)

### 1.16.2014

ATPI Winter Conference hotel deadline - see page 8

### 1.2014

ATPI Winter Conference early bird registration

### 2.6-8.2014

ATPI Winter Conference Texas State Capitol Building and Austin Community College — Northridge Campus

### 2.28.2014

Texas A&M - Commerce High School Shootout mail-in deadline

### 4.2013

Hal Fulgham Scholarship Sharon Jacobus Scholarship ATPI Top Program ATPI Rising Star deadlines

### 6.11-14.2014

ATPI Summer Workshop for Instructors Only

Volume 24 ♦ Issue 1  
November 2013  
A publication of the  
Association of Texas  
Photography  
Instructors

## Changes in Store for Winter Conference Shortcourse Moves to Austin this February

The 27th Annual Winter Conference will be held Feb. 6-8 in Austin. Faculty and students will have the opportunity to explore the city, with sessions and contests taking place at the state Capitol Complex and hands-on classes at Austin Community College-Northridge.

This year's conference will open Thursday evening from 6-9 p.m. with an **optional reception and vendor fair** hosted by Precision Camera. Vendors will also be at the store Friday morning for schools that will not be arriving in Austin the night before.

**Contests and three sessions** will take place on Friday in the Capitol Complex in downtown Austin. The **registration desk** will open at 10 a.m. Friday. Students who will be participating in on-site contests should plan to attend the opening session at 11 a.m. The keynote speech and awards for the majority of the contests will also take place Friday night, a change from the past several years.

A **fourth session and hands-on classes** will be held Saturday at ACC-Northridge. This year, students will be able to choose three hands-on sessions. New hands-on sessions will also be offered and taught by the ACC-Northridge faculty.

Schools will be responsible for finding parking near the Capitol Complex on Friday. ACC-Northridge will set aside a bus area for schools on Saturday.

The **Picture Package and School Portfolio** contests will now be carry-ins and will be due at the registration desk on Friday at noon. School Portfolio participants will be given a list of themes from which to choose. The portfolio themes and the Picture Package topic will be announced the week of the conference on the ATPI Facebook and Twitter pages. The change will allow the contests to be completed and judged in time for the awards ceremony.

The **Environmental Self-Portrait contest** will continue to be carry-in, with entries due at noon Friday at registration.

Cropped, digital image, and digital editing contests will continue to be offered on-site and will take place Friday afternoon. However, digital editing participants will need to bring a laptop with Photoshop installed to compete this year.

**Faculty and video contests** will start Friday afternoon, with the entries due Saturday at 10 a.m. Winners will be announced Feb. 10 on the ATPI website, Facebook and Twitter accounts.

**Registration fees will increase by \$10 this year**, to \$35 early bird, \$45 regular and \$55 walk-up. This will include lunch on Saturday for pre-registered workshop participants at the ACC-Northridge campus. Vegetarian and gluten-free options can be requested on the registration forms.

## Key Points


- Precision Camera will host vendor fair and reception Thursday
- Most contests and awards are Friday
- School Portfolio and Picture Package contests will be carry-in
- Hands-on classes will be at ACC-Northridge on Saturday
- Three hands-on sessions will be offered this year
- Lunch on Saturday will be provided for pre-registered participants

## 448 Entries out of 6,000 Recognized in Fall Contest 52 Schools Recognized for Student and Faculty Work

Judging for the annual ATPI Fall Contest took place on Nov. 9 in Arlington. Out of almost 6,000 entries in this year's contest, 448 students and teachers were recognized with awards.

Best of show beginning division was awarded to Rob Crow from St. Mark's School of Texas in Dallas. Scott Hunt is his instructor. The best of show recipient in the advanced division was Amy Dworak from Creekview High School in Carrollton. Her instructor is Leah Waters. The winner of the faculty best of show was Melanie Sherwood from Austin High School in Austin.

The three judges for this year's contest were Rob Hull, Bill Porter and Derek Rankins. Hull is a Dallas photographer and owner of Great Photography. Porter is a long time supporter of ATPI and owns Arlington Camera. Rankins is a digital imaging technician and adjunct instructor



**BEGINNING, OPEN, THIRD PLACE | ROME HERRERA,**  
Memorial High School (Houston, Texas), Cathy Bottoms,  
instructor

at Tarrant County College.

After spending more than seven hours looking through all of the entries, the judges

said they were all impressed with the quality of the work and the difficulty they had in selecting the winners.

"I was very impressed with the level of talent, not just from the advanced students, but the beginners as well," Porter said. "Kudos to photo instructors all over the state for teaching these young people their craft and sharing their wealth of knowledge and talent."

Rankins said, "I appreciated the presence of conceptual work and great craft."

"The work today was awesome. It really showed a tremendous amount of creativity and has inspired me to try exciting new techniques," Hull said.

The video judges were equally impressed with the quality of the work, especially the quality of the work in the advanced video news and advanced short film.

## BRIEFS

### Instagram Contest

ATPI members: Encourage your students to enter the digital contest with a theme of "Fall." Submit your entries via Instagram with the hashtags #atpi and #fall by Dec. 13. Additional contests will be held throughout the school year.

### Online Entries

An online contest entry system for some ATPI contests is under development for next year. We hope to have the system ready for a preview at the membership meeting during the Winter Conference.

### Best of Texas Books

There are about 70 copies of the third edition of the *Best of Texas High School Photography*. Copies can be purchased at \$45 for members and \$70 for nonmembers. The cost includes shipping. E-mail [info@atpi.org](mailto:info@atpi.org) to purchase a copy.

### Weekend Workshops

ATPI is exploring the possibility of holding weekend workshops in regions such as the Valley and West Texas. The workshops would bring instructors to students and teachers who might not be able to travel to the Winter Conference. Teachers in the Valley or West Texas interested in hosting a workshop should e-mail [info@atpi.org](mailto:info@atpi.org).

### Summer Workshop

The next ATPI Summer Workshop will be June 11-14 at Allen High School. Information will be posted on the ATPI website as the workshop approaches.

# Teacher Describes Rising Star Experience

Last year, Robert E. Lee High School took first place in the Rising Star Portfolio Contest. It was the first year the school had entered the contest. The school received first place documentary/photojournalism and portrait portfolios, and second place sports. Teacher **BRENDA SLATTON** shared thoughts and advice based on her experience.

#### **Q: What made you decide to enter the Rising Star contest?**

A: I always plan to enter ATPI contests and never get it together. This year our photography was especially good so we decided to make it a point to really do it. We were surprised there was a Rising Star Category. I hadn't heard about it but when I saw it was there, I thought we could actually place. The competition at ATPI is very stiff as teachers who teach only photography have students for years and my students get little instruction in Yearbook. Four of my students were doing AP photo portfolios and we used their photos as well.

#### **Q: How did you or your students go about picking which portfolio categories to enter?**

A: We looked at the photos we had and spent a week trying to shoot for some of the other categories. Then decided to stick with putting yearbook photos in photojournalism. The portraits came mostly from my students AP Portfolios.

#### **Q: How did you and your students select photos for each portfolio?**

A: We got opinions from art teachers as well as votes from the students entering.

#### **Q: What outcome were you expecting in your first year of competing?**

A: We really hoped to win. We looked at the winners of the Rising Star contest from the year before and knew our photos were better.

#### **Q: What advice would you give to advisers and students considering entering the contest for the first time?**

A: Go for it. Once you've done it, then you know what to shoot for next year.

#### **Q: How will your school prepare for this year's contest?**

A: Same way. Doing AP portfolios really helps students produce quality work and using those really helped us get more than one p

#### **Q: Do you plan to compete in the Top Program contest when your school is no longer eligible for Rising Star?**

A: I'm not sure about competing in Top Program. I know we could never win and never really place. My deciding to enter is really about what photographers I have that year and how good they are. This year (and last) I have a really good crop.

# Educators Gather for Annual Workshop

Thirty-eight teachers from California, Kansas and Texas gathered in Allen, Texas, in June for the ATPI Summer Workshop at Allen High School. Participants had the opportunity to take a class in one of five areas as well as learn from other teachers.

"Attending ATPI has given me the opportunity to network with fellow colleagues and professionals to make me a better educator," Brian Kennedy from Prosper High School said. "The industry professionals worked hands on and collaborated with me to fine-tune my knowledge and make me a more effective as a 21st century teacher to meet the needs of today's learner."

In the Video Production class, taught by Brooks Institute instructor Dean DePhillipo, participants had the opportunity to learn about making videos, including storytelling and video acquisition. Margaret Edmondson from Smithson Valley High School said the Production course gave her a new perspective on video.

"I have a new understanding of the art and a deeper appreciation for the skills necessary to create quality videos," she said.

Mansfield Legacy High School instructor Rachel Dearing taught the Video Instruction class, which gave teachers the opportunity to create lesson plans and assignments to use in their broadcast or journalism courses.

In Action Photography, teachers learned how to take action images in different scenarios, from basketball to swimming to baseball. Pulitzer Prize-winners Jay

Dickman and Skeeter Hagler, and John Knauer, retired senior marketing manager for Olympus America, taught the class.

Rebecca Pollard from Heritage High School said the class helped her refine her skills "so I can better teach my students."

"John Knauer and Skeeter Hagler really got me to critically think about my photography, selecting the best images, and gave some excellent tips on Photoshop enhancement," Pollard said.

In the Back to the Basics class, Jeff Grimm from Trinity High School and John Smallwood from Killeen ISD Career Center gave participants a chance to get ideas on not only teaching technical aspects such as composition and proper use of equipment as well as managing classrooms and creating lesson plans.

In the Digital Tech and Workflow class, Stan Godwin gave teachers instruction on everything from using Lightroom to working with RAW and HDR files.

"For four days each year, I love being a Texan," said Cindy Horchem from Piper High School in Kansas. "I always take home more skills, more knowledge, more confidence and great ideas to share with my students."

Special thanks go to: Krista Luter, Dusty Parrish, Kyle Juntenen and the office staff at Allen High School; Jeff Masure from the Fort Worth Camera Store; Daniela Burch from Adobe; Julie Simpson from Photographers Forum; Josh Haftel from Google/NIK Software; Drew Hendrix from Red River Paper; and Yvonne Petro from LowerPro.






**ADVANCED, OPEN, HONORABLE MENTION** | **SABRINA LARSON**, Texas High School (Texarkana, Texas), Clint Smith, instructor


6,000 submissions  
448 entries recognized  
52 schools recognized

# fall contest gallery

**BEGINNING/MIDDLE SCHOOL,  
ADVERTISING, THIRD PLACE** | **ETHAN  
BLANKENSHIP**, Weatherford High  
School (Weatherford, Texas), Diane  
Bolinger, instructor



**ADVANCED, STILL LIFE, SECOND  
PLACE** | **MAX WOLENS**, St. Mark's  
School of Texas (Dallas, Texas), Scott,  
instructor



**BEGINNING, ADVERTISING, FIRST HONORABLE  
MENTION** | **AUDREY MASON**, Stoney Point High School  
(Round Rock, Texas), Rebecca Plumley, instructor



**ADVANCED, SPORTS/ACTION-REACTION, FIRST  
PLACE** | **EMILY McMILLIN**, Episcopal High School  
(Bellaire, Texas), Kate Philbrick, instructor



**ADVANCED, INFORMAL/ENVIRONMENTAL  
PORTRAIT, SECOND PLACE** | **MEGAN DALE**, McCallum  
High School (Austin, Texas), Carey West, instructor

# schedule

# in-depth classes

## 2014 ATPi Winter Conference

### THURSDAY, FEBRUARY 6

**6-9 p.m.** | Reception and Vendor Show at Precision Camera

### FRIDAY, FEBRUARY 7

**10 a.m.-noon** | Vendor Show at Precision Camera

**10 a.m.** | Registration opens at Capitol Complex Underground

**11 a.m.** | Information meeting (for students competing in on-site contests)

**11:30 a.m.** | Digital Image, Scavenger Hunt, Video, Faculty Digital contests begin

**noon** | Environmental Self-Portrait, School Portfolio and Picture Package entries due

**noon - 1 p.m.** | Lunch

**1 p.m.** | Cropped Contest, Digital Editing Contest

**1:30 p.m.** | Digital Image, Scavenger Hunt contests due

**1:45 - 2:35 p.m.** | Sessions, final two rounds of Cropped

**2:45-3:35 p.m.** | Sessions

**3:45-4:25 p.m.** | Sessions, Portfolio Reviews (if necessary)

**4:45-7 p.m.** | Dinner on your own

**7-8:30 p.m.** | Keynote Speaker

**8:30-9 p.m.** | Awards and Door Prizes

### SATURDAY, FEBRUARY 8

**9 - 9:50 a.m.** | Sessions at Austin Community College-Northridge Campus, Portfolio reviews

**10 a.m.** | Faculty and Video contests due

**10 a.m. - 11:50 p.m.** | Hands-on classes

**noon-1 p.m.** | Lunch (included in registration), ATPi Business Meeting

**1:15-3:15 p.m.** | Hands-on classes

**3:30-5:20 p.m.** | Hands on classes

The 105-minute in-depth classes will be offered Saturday at 10 am, 1:15 p.m. and 3:30 p.m. Students and teachers should select three classes, plus two alternates, and fill in this information on the registration form. Students can bring either film or digital cameras to sessions, unless specified.

### H101 Tips and Tricks for Digital Imaging

Learn the basics of Adobe Photoshop. Designed for students or teachers who have limited experience with Photoshop. *Materials:* none

### H102 Photoshop Masking and Compositing

Mastering Photoshop masking and compositing skills as well as experimental image blending. *Materials:* none

### H103 Getting Your Work Online

A look at options for selling your work on the web, including SmugMug, Flickr and TwitPix, that can earn money and create a presence for your business, even as a student. *Materials:* none

### H104 The Creative Side of Photoshop

Use Adobe Photoshop to create amazing works of art. Learn experimental image blending, alternative methods of making filter/textures, the exciting new method of scaling, duplicating layers and basic masking. Handouts provided. *Materials:* jump drive

### H105 Painting With Light

Light. The raw material of photography. Come learn to use it as an artist uses oil paints to create their masterpieces. *Materials:* digital camera, black/dark clothing

### H106 Environmental Portrait

Take your subject out of a sterile environment and put him or her into an environment that tells us something about the subject. Go on location to see how to get the most out of a portrait situation. *Materials:* camera

### H107 Design and Composition

After a brief discussion of photographic design and aesthetics, you'll participate in a walking tour on the ACC-Northridge campus to examine ways of seeing photographically. *Materials:* camera

### H108 Studio Portraiture

Lighting styles and lighting quality, posing tips and working with subjects in a formal studio setting will all be covered. *Materials:* camera

### H109 Table Top and Product Photography

Lighting and set-up of table top and small product photography with studio flash combining both products and food on different sets. The students will be able to work with different products with different lighting requirements and learn to use studio flash equipment. *Materials:* digital camera and tripod

### H110 Single Light Source Photography

Learn how to use only one light source to create unique images of glass, ceramics and other small items. In this class you will also learn how to make stunning portraits with only a single LED light. *Materials:* camera and tripod

### H111 Shooting Workshop

Perfect for the first-year photo student. Learn how to be a master of your camera. Composition, light metering in tricky situations, bulb and flash will all be covered. Bring your questions and your cameras! *Materials:* camera and film/digital camera and external flash

### H112 Working with Shutter Speeds

Blurring motion. Stopping motion. Panning. From Eadweard Muybridge's photos of a horse running to today's bursting balloons here is your chance to experiment with some of these techniques. *Materials:* camera and tripod

### H113 SmartPhone Photography

Learn how to use some of the cool apps for smartphones to capture unique images. *Materials:* a smartphone with any of the following apps: Hipstamatic, Instagram, ProHDR, SnapSeed

### H114 Panoramas and Extended Frames

Learn about some of the masters of these techniques before going out to create your own images. Come back to the computer lab to learn how to assemble the images. *Materials:* digital camera, USB cables or card reader, USB drive (4 Gb+) to take work with you

# procedures

## H115 Lighting on Location

Get the perfect lighting whether dealing with the bright sun of a daytime football game to the night lights of the city. Learn how to control the lighting by balancing available light with fill flash as well as slow/rear curtain sync flash or how to avoid the use of flash at all with techniques for supplementing existing light. *Materials:* digital SLR and external electronic flash

## H116 Digital Retouching and Glamorization

Learn ways to retouch photographs using Photoshop. *Materials:* USB drive

## H117 Learning to Use Your Digital Camera

Did you get a new digital camera recently? Bring it to this hands-on workshop to learn how to do more than shoot with the auto/program mode. *Materials:* digital camera

## H118 Digital Inkjet Printing

Learn the in and outs of how to print digitally using Photoshop with an Epson Inkjet printer. Learn how to read histograms, make test strips, and pick paper profiles for quality color and black and white printing. *Materials:* jpeg images on a jump drive or CD

## H119 Light Painting Portraiture - The Room as a Camera

Create amazing portraits while learning about the importance of light direction and exposure. Camera and subject movement during the exposure will also be explored. *Materials:* digital camera and tripod

## H120 Creating and Publishing a Book

Create and publish your own book using the Book module in Lightroom 5. Discover how to quickly add text and images, change layouts and customize templates. *Materials:* CD or USB drive with 10-20 images

## H121 Using Corel Painter with Digital Images

Using Corel Painter 12, students will learn how to create an image in an impressionistic style similar to what Van Gogh or Monet might have created with a computer. *Materials:* USB drive

## H122 Photojournalism for Yearbooks and Newspapers

It is never too late to learn ways to improve the photography for publications. Learn specific techniques for getting the best photos. *Materials:* digital cameras, lenses, flash

## H123 Lightroom: Best Practices for Beginners

Learn the basics of Adobe Lightroom - creating catalogs, importing images and creating Collections and Smart Collections. *Materials:* USB drive with collection of images

## H124 Lighting Still Photography vs Lighting Video

An overview of film-style lighting working with digital still cameras and HD video. Work with scenes in a production studio to learn how to tell a visual story. *Materials:* DSLR with video capability, NO open-toed shoes, flip flops or flats

## H125 Working with Portable Flash

Learn techniques for controlling multiple portable strobes using external flash and pocket wizards. *Materials:* digital camera

## H126 High Dynamic Range (HDR) Photography

Create an amazing range of exposure in your digital images utilizing inexpensive software. *Materials:* digital camera, tripod

## H127 Mastering Adobe Lightroom, Part 1

Discover how to quickly import and organize your images into Lightroom. Find out which method of rating images works best for your photography and then quickly edit down your shoot and view your best photographs. *Materials:* none

## H128 Mastering Adobe Lightroom, Part 2

Learn how to create the highest quality photographs by removing lens distortion, cropping, correcting perspective, and making color and tonal corrections in the Develop module. Discover how to locally refine and enhance your photographs and explore the best way to convert images to black and white. *Materials:* none

## H129 Mastering Adobe Lightroom, Part 3

Master the export options in Lightroom to quickly automate the creation of multiple files for a variety of different output scenarios. Learn how to create, render and publish a slideshow or create web galleries. *Materials:* none

## H130 Using NIK Filters

Work with the collection from NIK Software to edit images. Includes Dfine (noise reduction), Viveza (selective light and color controls), HDR Efex Pro, Color Efex Pro and Silver Efex Pro. *Materials:* a USB drive

To register, instructors must return the registration form on page seven or complete the registration form online. In addition, schools must submit a release form for each student to the registration desk on Friday, Feb 7.

Pay close attention to the registration fees and deadlines. Submit the online registration form as soon as you have it completed, even if you are still waiting on a check from your school. Many of the in-depth classes are limited in space and fill up quickly. Registration for these classes will be on a first-come, first-served basis.

Students and teachers should select three in-depth classes and two alternates, along with any on-site contests on the registration form. Choose two alternates so that we can schedule everyone easier.

There will be multiple choices of 50-minute classes on Friday and Saturday that do not require pre-registration. Students will be able to select from classes offering a wide range of topics covering all curriculum areas. These classes are scheduled for 1:45 p.m., 2:45 p.m., and 3:45 p.m. on Friday, and 9 a.m. on Saturday.

On Friday, instructors should register students and pick up materials in the registration area in the Capitol Extension, which is underground on the north side of the Capitol. The best access to this four-story complex is from 14th St. and Congress Ave.

There will be an opening session on Friday afternoon at 11 a.m. for students competing in on-site contests. Students competing in on-site contests must be registered and in the proper locations by 11:30 a.m. or 1 p.m. on Friday.

Carry-in contests are due at the registration desk at noon on Friday.

Submissions in faculty and video contests are due at 10 a.m. on Saturday.

# portfolio review

## R100 Beginning portfolio review

For those just getting started, this portfolio review will offer an opportunity for beginning students to have their work critiqued by other instructors from around the state. Scheduled for Saturday morning at 9 a.m. *Materials:* No more than five prints mounted or unmounted

## A200 Advanced Print portfolio review - Art

## J200 Advanced Print portfolio review - PJ

## D200 Advanced Digital portfolio review

A personal critique for juniors or seniors, this is an excellent warm-up for the Hal Fulgham Memorial Scholarship contest.

Advanced students will receive their critique on Saturday morning at 9 a.m. unless some need to be scheduled for Friday. Students may only sign up for one critique.

*Materials:* Five to 10 images - prints must be mounted or matted, digital images should be on a CD or jump drive



# contests

## PLEASE READ THE RULES CAREFULLY.

### CARRY-IN CONTESTS

School Portfolio  
Picture Package  
Environmental  
Portrait carry-in

### FRIDAY CONTESTS

Adobe Digital Editing  
Photo Scavenger Hunt  
Digital Photo  
\*Video  
Cropped  
\* Faculty Digital

Students may compete in one contest on Friday.

\* Contest deadline: 10 a.m. on Saturday, Feb. 8.

**The High School Shoot-Out Contest** is sponsored by the Third Floor Photographic Society at Texas A&M University — Commerce. A separate rules sheet is enclosed with this newsletter and a copy of the rules is available on the ATPI website.

All questions relating to this contest should be referred to Chad Smith at TAMU-C. The phone number is (903) 886-5232.

Students and teachers should carefully note the requirements and supplies listed for each of the contests. Some contests will begin at 11 a.m. or 1 p.m. on Friday while the rest will be carry-in contests. Students may only compete in one contest on Friday. No teachers or advisers will be allowed to advise or instruct students during competitions. Entry fee: \$10 per person per contest, except where noted.

### N101 ATPI Digital Editing Contest

Students will be given a series of scanned images and a period of time in which to use Adobe Photoshop to create a contest entry. The emphasis of this contest is to see how creative the students can be. Students must provide their own laptop with a version of Adobe Photoshop. Each school may have no more than three students in the competition. This contest will be Friday from 1:30 - 3 p.m. *Materials:* computer with Adobe Photoshop, USB drive

### N102 ATPI Picture Package Contest (carry-in)

This contest is an individual competition, but schools may register up to five students. Students will receive an assignment for their photographs the week of the conference on the ATPI website, Facebook and Twitter accounts. Students will have until noon Friday to assemble and turn in a three-image package of photographs on a USB drive that best captures the assignment. *Materials:* digital camera, USB drive, any special equipment

### N103 ATPI Digital Image Contest

The contest will provide students with a list of categories and two hours to photograph on Friday. Students will need to bring a laptop if they would like to download images and select contest entries. No manipulation of the images in software such as Adobe Photoshop will be allowed. Schools are limited to three contestants for this contest. This contest will be Friday from 11:30 a.m. to 1:30 p.m. Students must have a signed permission form (found on page 8) completed and turned in to ATPI to compete in this contest. *Materials:* digital camera, card reader or cables to connect the camera to a computer for downloading, any special equipment, laptop (optional)

### ATPI Photo Scavenger Hunt

#### N104 Team 1 and N105 Team 2

This contest will challenge the students' power of observation. The team of one to three students will be provided a list of items to photograph and two hours to photograph with a single camera. No more than three students on a single team. The contest will start Friday morning at 11:30 a.m. By 1:30 p.m. the team must turn in a point tally sheet and the camera storage card, which will be returned on Friday night. Entry fee is \$25 for each team. *Materials:* one digital camera

### ATPI Video Contest

#### N106 Team 1, N107 Team 2, N108 Team 3

Students will be provided a theme for the video on Friday morning and will have about 22 hours to complete the assignment. Teams may consist of one to three students. Students will have overnight to complete their music videos. The contest will start Friday morning at 11:30 a.m. Students must upload entries to Vimeo by 10 a.m. on Saturday. Entry fee is \$25 for each team. *Materials:* digital video camera, editing laptop with your software.

### N109 ATPI Cropped Contest

Do you have what it takes to survive the Cropping Tool? If you are familiar with the Food Channel's Chopped cooking show, then you know how this contest works. Schools are limited to two student entrants. Students will be given an assignment, a required element and a specific amount of time (from 15-30 minutes depending on the round) to capture one image. After a quick critique from the judges, half of the students will be cropped from the group and the remaining students will be given the next assignment. The contest will start Friday afternoon at 1 p.m. and will run until 3:35 p.m. *Materials:* digital camera

### N110 ATPI School Portfolio Contest (carry-in)

A team of four students will compete in this contest. The school must have four students on the team. Students will receive a list of potential themes the week of the contest. The list will be posted on the ATPI website, Twitter and Facebook pages. Students will have until noon on Friday to turn in one jump drive with their entries. Each student will contribute one image, which must be taken during time period between receiving the list of themes and the start of the conference. Entry fee is \$25 for the team. *Materials:* digital cameras, USB drive

### N400 Faculty Digital Contest

All faculty members will be registered into this contest. There is no entry fee, but teachers must bring their own digital camera.

Teachers will be given several categories to select from. Images must be downloaded from the digital cameras by 10 a.m. on Saturday. *Materials:* digital camera, any special equipment

### N500 "The B.I.G. 72" Video Contest (pre-conference)

Get ready for a rollercoaster of challenges as you compete for bragging rights as the best on-the-spot program. Schools will be given a topic, via ATPI's Twitter feed, on Thursday, Jan. 31 at 9 p.m. CST. Students and instructors will work together with the given theme within a 72-hour time frame. Teams will upload their entries to Vimeo by Sunday at midnight and share them to ATPI's Vimeo group. Total running time must not exceed three minutes. A thematic element will be given at the start of the contest which MUST be incorporated within the entry. List N500 under the teacher's name on the registration form to enter. Entry fee is \$25 for the team.

### Environmental Self-Portrait Contest (carry-in)

Locate the flier included with the newsletter to see all of the details, but this is a carry-in contest for both students and teachers. Entries are due by noon on Friday, Feb 6 and should be hand-delivered to the conference registration desk. Images must follow the formatting instructions found online at [atpi.org/digitalinstructions](http://atpi.org/digitalinstructions). All entries from a school must be on one CD. Entries that do not meet the formatting requirements will be disqualified. The entry fee is 50¢ per entry. Images must have been created by the student or instructor in the photograph. Students do NOT have to attend the conference to submit entries to the Environmental Portrait contest, but the school must have at least one person (student or teacher) registered.

This form is also available on-line at <http://www.atpi.org/forms/register.htm>

PRINT OR TYPE CLEARLY. DUE AT NOON.

**PLEASE SEND YOUR REGISTRATION EVEN IF YOU ARE WAITING ON A CHECK FROM YOUR SCHOOL.**

[illegible]

## SCHOOL INFORMATION

School \_\_\_\_\_

---

Address

City/ZIP

---

Instructor's Name \_\_\_\_\_

---

E-mail

---

Phone/Fax

## MEMBERSHIPS

- ☐ \$20 Association of Texas Photography Instructors
- ☐ \$20 Texas Association of Journalism Educators
- ☐ \$60 Journalism Education Association
- ☐ \$30 Southern Interscholastic Press Association

## REGISTRATION FEES:

Register \_\_\_\_\_ students at \$35\* each by Jan 25 = \_\_\_\_\_

Register \_\_\_\_\_ teachers at \$35\* each by Jan 25 = \_\_\_\_\_

Register \_\_\_\_ students at \$45\* each after Jan 25 = \_\_\_\_\_

Register \_\_\_\_\_ teachers at \$45\* each after Jan 25 = \_\_\_\_\_

Register \_\_\_\_\_ speakers at \$0

\* Registration includes Saturday lunch for students and teachers.

**TOTALS:**

Total due for registration: \$ \_\_\_\_\_

Total due for memberships: \$ \_\_\_\_\_

Total due for contests (\$10/\$25 each):                      \$ \_\_\_\_\_

Total due for self-portrait contest (50¢ each):    \$ \_\_\_\_\_

TOTAL DUE: (Check/P.O. \_\_\_\_\_) \$ \_\_\_\_\_

Make checks payable to ATP1 and mail to:

ATPI • P.O. Box 121092 • Arlington, TX 76012

I would like to volunteer to help at the conference: \_\_\_\_\_

### IMPORTANT NOTES:

- Copy form if registering additional participants, but we prefer you use the online form.
- **NO REFUNDS AFTER FEB 1.**
- Hotel deadline is Jan. 16.
- Check the contest schedule carefully for correct date and times.
- For more information, contact Mark Murray:  
info@atpi.org or (682) 867-7321.

# release form

(one per student)

ATPI may provide transportation to and from an off-site location for certain competitions. By registering for the conference and signing below, parents and students release from liability ATPI, its officers and its authorized drivers. Without a signed release, students cannot participate in some contests and will need to make another selection. This form must be hand-delivered to the registration desk on Feb 7, 2014.

Name \_\_\_\_\_

School \_\_\_\_\_

School address \_\_\_\_\_

School phone \_\_\_\_\_ Fax \_\_\_\_\_

Instructor's e-mail \_\_\_\_\_

\_\_\_\_\_  
Student Signature

\_\_\_\_\_  
Parent Signature

\_\_\_\_\_  
Instructor Signature

## rules

Because numerous people have worked hard to organize this conference, please share the following guidelines with your students.

- Students should be in their hotel rooms by midnight, making no excessive noise. The hotel reserves the right to remove disruptive guests.
- No students will be admitted without an instructor or chaperone approved by the school. At least one chaperone or instructor is required for every 10 students. Instructors and any other designated chaperones assume responsibility for their students' behavior during the conference.
- All students, chaperones and instructors are expected to wear their conference name badge at all times while at the conference.
- ATPI officials reserve the right to declare all fees forfeited and to send students home at their own expense for violation of these rules of conduct.

**Association of Texas Photography Instructors**  
P.O. Box 121092  
Arlington, TX 76012

**Imagemaker**

The ATPI *Imagemaker* is a publication of the Association of Texas Photography Instructors. Articles may be reprinted with permission of the Association at P.O. Box 121092, Arlington, TX 76012. ATPI is a non-profit organization under 501(c)(3) of the Internal Revenue Code. Contact: info@atpi.org

Deanne Brown, president  
Andrea Negri, editor

## hotel

**La Quinta Austin MoPac North | DEADLINE JAN. 16, 2014**

ATPI has arranged with the La Quinta Hotel in North Austin for rooms for the ATPI Winter Conference. Double rooms are available for \$99/night and King size rooms are available for \$109/night and all rooms include breakfast. The room block is set for Thursday, Friday and Saturday nights for schools that plan to come in on Thursday or stay until Sunday.

The hotel is next to The Domain, a high-end retail (Dillards to Nordstroms) and dining outdoor mall with a movie theater in far North Austin.

**Call (512) 832-2121 and request rooms in ATPI's block by Jan. 16.**

Rooms must be held with a credit card or first night payment. Bring a copy of your hotel state sales tax exemption form.

## Imagemaker Team 2013-2014 Update

After the Fall Contest is completed, ATPI provides a point total for Texas photo students to see where they stand in the Imagemaker Team competition.

Only specific contests can be used to earn points for the team, which recognizes the top 10 Texas student photographers. Students receive points based on awards in state and national contests. The contests which count towards Imagemaker status include the ATPI Fall Contest, the State Fair of Texas, the 2014 Jostens contest, the Alliance for Young Artists and Scholastic Arts contest, the Photographer's Forum contest, the PTA Reflections contest and the 2014 High School Shoot-out.

ATPI encourages students to enter the contests listed and to submit the online form by the April deadline. For more information check the ATPI website.

If you have a contest to add to the list, e-mail info@atpi.org with the details of the contest. It will be forwarded to the board for review and possible inclusion in the 2015 Imagemaker Team contest list.

<b>Robin Kate Davis</b>   The Kinkaid School.....	23 pts.
<b>Halbert Bai</b>   St. Mark's School of Texas.....	22 pts.
<b>Lauren Henderson</b>   Allen HS .....	17 pts.
<b>Kelly Quintero</b>   Cypress Ranch HS .....	15 pts.
<b>Mason Smith</b>   St. Mark's School of Texas.....	15 pts.
<b>Joe Taylor</b>   Allen HS.....	15 pts.
<b>Amy Dworak</b>   Creekview HS.....	13 pts.
<b>Clarissa Bustamante</b>   Nolan Catholic HS .....	12 pts.
<b>Nick Brodsky</b>   St. Mark's School of Texas.....	11 pts.
<b>Megan Sims</b>   Episcopal School of Dallas .....	11 pts.
<b>Tim Whaling</b>   Westlake HS.....	11 pts.
<b>Reid Burkett</b>   Nolan Catholic HS .....	10 pts.
<b>Sarah Brooks</b>   Highland Park HS.....	10 pts.
<b>Alden James</b>   St. Mark's School of Texas.....	10 pts.
<b>Sequoia Mabry</b>   Robert G Cole HS .....	10 pts.

There are 10 other students at the nine- and eight-point level. Students must submit their application to be eligible.