

## Date Specific

more information  
can be found on  
the ATPI web site at  
[www.atpi.org](http://www.atpi.org)

**1.25.2015**

ATPI Instagram/Twitter  
photo contest deadline -  
see page 3

**1.31.2015**

ATPI Winter Conference  
hotel deadline - see page 8

**2.6.2015**

ATPI Winter Conference  
early bird registration  
deadline

**2.20-22.2015**

ATPI Winter Conference  
University of Texas at  
Arlington

**2.27.2015**

Texas A&M - Commerce  
High School Shoot-Out  
postmark deadline

**4.28.2015**

Hal Fulgham Scholarship  
Sharon Jacobus Scholarship  
ATPI Top Program  
ATPI Rising Star  
deadlines

**5.3.2015**

ATPI Imagemaker Team  
deadline

**6.2015**

ATPI Summer Workshop for  
Instructors Only



@atpi



atpi

Volume 25 ♦ Issue 2  
December 2014  
A publication of the  
Association of Texas  
Photography  
Instructors



**FACULTY FIRST PLACE by Chris Fullwood, Highland Park High School (Dallas)**

## Winter Conference to be in Arlington

Changes made to contests; portfolio contest added

After a year in Austin, the 28th annual Winter Conference will return to University of Texas-Arlington Feb. 20-22.

While the schedule will be similar that of previous conferences in Arlington, the format of several contests will change this year.

The Picture Package, School Portfolio, and Environmental Self-Portrait will all be carry-in contests. Themes for each of these contests will be announced the week of the conference on the ATPI Facebook and Twitter pages and entrants will upload photos into the ATPI online system. Entries for these contests will be due on Feb. 18 at 11 p.m. Central time.

In addition, the first round of Cropped will be carry-in. The topic will be announced in advance and students will upload the first round entry to the ATPI online contest site. The subsequent rounds will take place on site on Saturday.

Digital Image, Video and the Photo Scavenger Hunt will be held Friday afternoon. Faculty Digital, Digital Editing and later rounds of Cropped will be on Saturday.

An award will also be given to the best beginner and advanced portfolios from the review sessions. Students will be able to use this award when applying for Imagemaker Team at the end of the year. All

portfolios must be digital this year. Advanced portfolio reviews will be held Friday afternoon and Saturday morning. Beginning portfolio reviews will be Saturday morning.

Portfolio reviews will have a \$5 entry fee while other individual contests will be \$10 per entry. Team contests will be \$25.

Registration will open at 1 p.m. Friday and there will be a required opening session at 2:30 p.m. Students and teachers who do not participate in Friday contests will be able to attend hour-long sessions in the afternoon.

Saturday will start off with an abbreviated opening session, which will be required only for anyone who did not attend Friday's. Sessions and portfolio reviews will take place throughout the morning.

Students and teachers will be able to attend two hands-on sessions Saturday afternoon, including some classes that could not be offered in Austin, such as Pinhole Photography, Wetplate and Cyanotype. Some of these classes have limited space, so schools are encouraged to register as soon as possible.

In a change from past years, there will be no one-hour sessions Sunday morning. Instead, the day will start with the keynote by John Isaac at 9:30 a.m., followed by awards. ■

**HOTEL:** Holiday Inn Express Arlington (I-20 Parks Mall). Rooms are \$99 plus tax and the block includes a variety of room types. The deadline to reserve a room in the block is Jan. 31. | **REGISTRATION FEE:** \$35 early bird, \$45 regular and \$55 walk-up. Lunch will be provided Saturday for pre-registered workshop participants and for instructors attending the meeting during lunch.

# Murray receives JEA's highest award in D.C.

ATPI Executive Director Mark Murray gives a speech at the Journalism Education Association Adviser Awards Luncheon in Washington, D.C. Murray received the Carl Towley Award JEA's highest award.

OTHER TEXANS who have received the Carl Towley Award first given in 1964: Bobby Hawthorne, Bradley Wilson, Max Haddick, DeWitt Reddick.

Photo by Bradley Wilson



## Grants available to fund travel

Teachers can design professional development experiences

COMMENTARY BY LAURA NEGRI AND ANDREA NEGRI

A few years ago, we had the opportunity to attend the European Exposure workshop on a Fund for Teachers grant. These grants fund professional learning opportunities for teachers. Applicants can design their own professional development or choose to use the money on an existing workshop. Grants of up to \$5,000 can be awarded to individuals or \$10,000 for teams. This year's grant applications are due Jan. 29, 2015, so now is the perfect time to consider applying.

Going through the application process (and sitting through meetings for recipients) helped us learn the following:

- Be specific as possible. The application gives lots of space for you or your team to explain how the experience will benefit you, your students and your community. There is also an entire section to explain how you will incorporate what you learned into your classroom. Lesson plans are not set in stone, but it would be best to have a pretty good idea of how your teaching might change. Based off previous years' European Exposure workshops, we created a list of units of study that we would add into our photography classes,
- Clearly explain how this opportunity would help you grow professionally. This was an easy area for us to address: Neither one of us had much formal photography training prior to go into teaching,

and all of it was in photojournalism. The trip forced us to focus on types of photography we weren't accustomed to. Your application needs to clearly state why this isn't a free vacation.

- Don't assume the graders will know about your content area. While past recipients and teachers are part of the selection committees, they could teach anything from Kindergarten to senior English. Be prepared to explain what your content area entails or why you're asking for certain supplies.
- You can ask for technology, but be prepared to explain why you need it. If graders aren't knowledgeable about your field, it's unlikely they'll know what a wide-angle lens is or why you want one. Explain how the items you ask for will be used.
- Don't forget to request money for daily needs, such as meals and transportation. There will be a spot on the application for you to itemize these expenses.
- Your proposed activity doesn't have to be exotic. We met several people who were leaving the country, but just as many were using the grants to stay inside the U.S. for workshops or self-designed trips.

### REQUIREMENTS

- At least three years of teaching experience
- Must be a full-time PreK-12th grade teacher
- Intend to teach the following school year


### PROPOSAL PARTS

- Cover Sheet
- Proposal, which includes: rationale for the grant; a description of the project; how this will benefit student and teacher learning; how the project will be implemented in the classroom
- Itemized budget for the trip

Applications are available online at [fundforteachers.org](http://fundforteachers.org)



### First place in the #atpifridaycontest



## VISUAL IRONY: New social media contest now open

**DEADLINE** | ATPI is accepting entries for its winter social media contest on both Instagram and Twitter until midnight on Sunday, Jan. 25.

**THEME** | "Visual Irony." Students must use #atpivisualirony in the caption or tweet.

**DATA** | Entries must be accompanied with a photo credit that includes the photographer's name, high school and instructor's name (Photo by Sara Smith, Central HS, George Jones).

**TWEET FROM INSTAGRAM** | Students who post using Instagram and have a Twitter account as well need to use the instaembed.me automatic sharing feature to show it on their timeline. Either the Twitter account or Instagram account should be visible to everyone and not set to "private."

**LIMIT** | Students are each limited to three entries in the contest.

**OTHER CONTESTS** | Entries can be entered in other ATPI contests this school year.


**WINNERS** | Winners of the contest will be announced via @atpi on Twitter the following week.

# More than 300 enter #atpifridaycontest via Twitter, Instagram

### Second place




### Third place



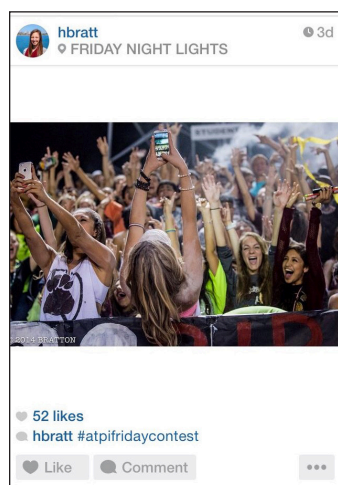
### Honorable mention



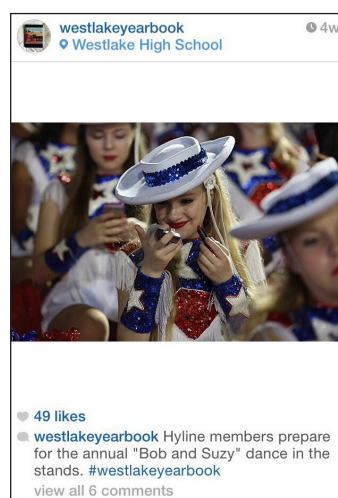
### Honorable mention



### Honorable mention



### Honorable mention



### Honorable mention





KEYNOTE SPEAKER

## Photographer documents humanity, perils of wildlife

- Received a bachelor's in zoology from The New College, Madras University.
- Began his career at the United Nations as a messenger, moving on to become a darkroom technician, and eventually a photojournalist.
- In 2008, he co-authored a book, *The Vale of Kashmir*, about the people and landscape of Kashmir.


John Isaac is an Indian-born photographer and author who has lived in New York City for the better part of his career and life. As a United Nations photographer from 1978 to 1998, Isaac covered everything from the Cambodian killing fields of Pol Pot and the famine in Ethiopia to wars in Kuwait, Bosnia, Iran, Iraq, Afghanistan and the Middle East.

Isaac has also been heavily involved with UNICEF (which promotes the survival, protection and development of all children worldwide through fundraising, advocacy, and education), and has worked with the likes of Michael Jackson, Luciano Pavarotti, Harry Belafonte and Audrey Hepburn (Ms Hepburn chose Isaac's portrait of her as her all time favorite photo of herself).

More recently, he has been working mainly in wildlife and travel photography. Isaac now shoots images of the wondrous and colorful varieties of people, places and wildlife.

Throughout his career Isaac has received numerous awards, including:

- 1978: First prize in the Photokina International Photo Contest in Cologne, Germany
- 1985: Picture of the Year from the Missouri School of Journalism
- 1991: Best Outdoor Photograph of the Year from *Graphis* magazine
- 1993: Named Professional Photographer of the Year by the Photographic Manufacturers and Distributors Association





# schedule

# in-depth classes

## THURSDAY, FEBRUARY 19

11 p.m.

Deadline to upload Picture Package,  
School Portfolio and Environmental Self-  
Portrait photos to ATPI contest site

## FRIDAY, FEBRUARY 20

1 p.m.

Registration opens  
Mainstage Theater Lobby

2:30 p.m.

Mandatory opening session

3:15-5:45 p.m.

Digital Photo contest, Scavenger Hunt  
contest, Video contest, Advanced  
Portfolio reviews, Sessions

## SATURDAY, FEBRUARY 21

8:30 a.m.

Opening session (mandatory for those  
that didn't attend Friday afternoon)

9 a.m. - noon

Digital Editing contest, Cropped (later  
rounds), Faculty Digital contest

9-9:50 a.m.

Sessions

10 a.m. - 10:50 a.m.

Sessions, Beginning Portfolio reviews,  
Advanced Portfolio reviews

11 a.m. - 11:50 a.m.

Sessions, Beginning Portfolio reviews,  
Advanced Portfolio reviews

noon-1 p.m.

Lunch (included in registration),  
ATPI Business Meeting

1:15-3:15 p.m.

Hands-on classes

3:30-5:30 p.m.

Hands on classes

## SUNDAY, FEBRUARY 22

9:30 a.m. - noon

Keynote speaker and awards ceremony

# 2015 ATPI Winter Conference

ATPI will offer 120-minute in-depth classes Saturday at 1:15 p.m. and 3:30 p.m. Students and teachers should select two classes, plus two alternates, and fill in this information on the registration form. Students can bring either film or digital cameras to sessions, unless specified.

### H101 Comic Book Art with Photoshop

Use Adobe Photoshop to create amazing works of art. Deconstruct scanned comic books in Photoshop and create new narrative pieces in the style of artist Rubin Nieto. *Materials: 3-4 comic books, USB drive*

### H102 Advanced Photoshop Techniques

This class assumes at least one year of experience with Photoshop and will look at additional techniques for editing images. *Materials: USB drive with 10-15 images*

### H103 Painting With Light

Light. The raw material of photography. Come learn to use it as an artist uses oil paints to create their masterpieces. *Materials: digital camera, black/dark clothing*

### H104 Getting Your Work Online

A look at options for selling your work on the web, including SmugMug, Flickr and TwitPix, that can earn money and create a presence for your business, even as a student. *Materials: none*

### H105 Environmental Portrait

Take your subject out of a sterile environment and put him or her into an environment that tells us something about the subject. Go on location to see how to get the most out of a portrait situation. *Materials: camera*

### H106 Design and Composition

After a brief discussion of photographic design and aesthetics, you'll participate in a walking tour on the UTA campus to examine ways of seeing photographically. *Materials: camera*

### H107 Studio Portraiture

Lighting styles and lighting quality, posing tips and working with subjects in a formal studio setting will all be covered. *Materials: camera*

### H108 Pinhole Photography

Learn how to make and use pinhole cameras. *Materials: none*

### H109 Shooting Workshop

Perfect for the first-year photo student. Learn how to be a master of your camera. Composition, light metering in tricky situations, bulb and flash will all be covered. Bring your questions and your cameras! *Materials: camera and external flash*

### H110 Working with Shutter Speeds

Blurring motion. Stopping motion. Panning. From Eadweard Muybridge's photos of a horse running to today's bursting balloons here is your chance to experiment with some of these techniques. *Materials: camera and tripod*

### H111 SmartPhone Photography

Learn how to use some of the cool apps for smartphones to capture unique images. *Materials: a smartphone with any of the following apps: Hipstamatic, Instagram, 645 Pro, ProHDR, SnapSeed*

### H112 Architectural Photography

Go out into the field and learn some of the skills required for photographing architectural interiors and exteriors. *Materials: camera*

### H113 Lighting on Location

Get the perfect lighting whether dealing with the bright sun of a daytime football game to the night lights of the city. Learn how to control the lighting by balancing available light with fill flash as well as slow/rear curtain sync flash or how to avoid the use of flash at all with techniques for supplementing existing light. *Materials: digital SLR and external electronic flash*

### H114 Learning to Use Your Digital Camera

Did you get a new digital camera recently? Bring it to this hands-on workshop to learn how to do more than shoot with the auto/program mode. *Materials: digital camera*

## H115 Sports Photography

Learn ways to cover sports in the gym, the natatorium and the playing field. *Materials: camera, extra lenses*

## H116 Fine Art Printing

Work with different paper types to learn the basics of inkjet printing. *Materials: USB drive with at least 10 4Mb images*

## H117 Cyanotype Large Scale Imagery

A classic alternative photographic method that dates to the 1840's, this fun and inexpensive process produces a blue image on paper or fabric. Students will learn how to create a negative, coat, dry, and expose large pieces of fabric to create body portraits. *Materials: a 4 megapixel image (approximately 2500 x 1500 pixels), this image must be turned in at registration on Friday on a USB drive labeled with the student's name and school*

## H118 Table Top and Product Photography

Lighting and set-up of table top and small product photography with studio flash combining both products and food on different sets. The students will be able to work with different products with different lighting requirements and learn to use studio flash equipment. *Materials: digital camera and tripod*

## H119 Lighting Still Photography vs Lighting Video

An overview of film-style lighting working with digital still cameras and HD video. Work with scenes in a production studio to learn how to tell a visual story. *Materials: DSLR with video capability*

## H120 Lightroom: Best Practices for the New User

Learn the basics of Adobe Lightroom - creating catalogs, importing images and creating Collections and Smart Collections. *Materials: USB drive with collection of images*

## H121 Lightroom Power Skills

Have you worked with Lightroom but are ready to discover some of its secrets? This class is designed for someone who already knows the program but is ready to take advantage of some of the more powerful features of the Library, Develop and Print modules. *Materials: USB drive with at least 10 RAW images.*

## H122 Working with Models

Learn techniques for posing a model and working with light to capture the best portrait or advertising photograph. *Materials: digital camera*

## H123 Editing Video in Final Cut Pro

For someone that has some basic experience with FCP, learn additional editing skills using Apple's Final Cut Pro software. *Materials: none*

## H124 Wetplate Photography

Learn the process and technique of making a modern version of the Tintype, which was first produced during the 1850's. Students will learn how to pour, shoot and develop a portrait that they will be able to take home. Limited to one student per school. *Materials: none required, but bring costumes for your portrait*

## H125 Cinematography Camera Techniques

Three basic things used in cinematography - composition, lighting and camera movement. Students will not only learn these three concepts, but each school will build a do-it-yourself slider unit to take home. *Materials: video camera or DSLR with video capability*

## H126 Black and White Contact Printing

Take a digital image and convert it into a black and white negative that can be printed in a darkroom. Learn how to use polycontrast filters to adjust your results. *Materials: a 4 megapixel image (approximately 2500 x 1500 pixels), this image must be turned in at registration on Friday on a jump drive labeled with the student's name and school*

## H127 Video Interviewing 101

Students learn the fundamentals of preparing for and conducting a video interview that includes more than just asking good follow-up questions but also includes framing and lighting. *Materials: Video camera and tripod*

## H128 Advanced Video Storytelling

Video, whether for news or entertainment, is all about storytelling. Learn techniques on how to be a better story teller in your videos. *Materials: Video camera and tripod*

# procedures

To register, instructors must return the registration form in this newsletter or complete the registration form online. In addition, schools must have a release form for each student. Instructors should deliver release forms to the registration desk before the competitions begin.

Pay close attention to the registration fees and deadlines. Submit the online registration form as soon as it is completed fully and accurately. Bring payment to registration if necessary. Many of the in-depth classes are limited in space and fill up quickly. Registration for these classes will be on a first-come, first-served basis.

To facilitate scheduling, students and instructors should select two in-depth classes and two alternates, along with any on-site contests on the registration form.

There will be multiple choices of classes on Friday and Saturday that do not require pre-registration. Students will be able to select from classes offering a wide range of topics covering all curriculum areas.

### SIGNIFICANT DATES and TIMES

- **Saturday, Jan. 31**—Hotel registration deadline
- **Friday, Feb. 6**—Early-bird registration deadline
- **Thursday, Feb. 19**—Deadline for uploading entries in carry-in competitions
- **Friday, Feb. 20, 1 p.m.**—Registration in Main Stage Theater lobby open for instructors to register and to pick up materials
- **Friday, Feb. 20, 2:30 p.m.**—Opening session required for all students and instructors
- **Friday, Feb. 20, 3:15 p.m.**—Friday competitions begin; late students will not be allowed to compete
- **Saturday, Feb. 21, 9 a.m.**—Saturday competitions begin; late students will not be allowed to compete

# portfolio reviews

## R100 Beginning portfolio review/contest

For those just getting started, this portfolio review and contest will offer an opportunity for beginning students to have their work critiqued by other instructors from around the state. Scheduled for Saturday morning at 10 a.m. *Materials: No more than five images on USB.*

## A200 Advanced portfolio review/contest - Art J200 Advanced portfolio review/contest - PJ

A personal critique for juniors or seniors, this is an excellent warm-up for the Hal Fulgham Memorial Scholarship contest. Advanced students with digital portfolios will receive their critique on Friday at 3:15 p.m. or Saturday morning at 10 a.m. Students may only sign up for one critique. *Materials: Five to 10 images on USB.*

This year these portfolios will be judged after critiquing and awards will be presented to the top portfolios in both the Beginning and Advanced groups. Portfolio reviews will have a registration fee of \$5.

# contests

PLEASE READ THE  
RULES CAREFULLY.

## UPLOAD CONTESTS

B.I.G. 72 Video  
School Portfolio  
Picture Package  
Environmental  
Portrait

## FRIDAY CONTESTS

Photo Scavenger  
Hunt  
Digital Image  
Video

## SATURDAY CONTESTS

Cropped  
Adobe Digital Editing  
Faculty Digital

Students may compete  
in one contest on Friday  
and one on Saturday.



## TEXAS A&M - COMMERCE SHOOT- OUT

The High School  
Shoot-Out Contest is  
sponsored by the Third  
Floor Photographic  
Society at Texas A&M  
University in Commerce.  
A separate rules sheet  
is enclosed with this  
newsletter and a copy  
of the rules is available  
on the ATPI website.  
All questions relating  
to this contest should  
be referred to Chad  
Smith at TAMU-C. The  
phone number is (903)  
886-5232.

Students and teachers should carefully note the requirements and supplies listed for each of the contests. ATPI has changed some of these contests so that entries will be uploaded to [contest.atpi.org](http://contest.atpi.org) prior to the convention. All uploaded entries must contain metadata in the description field based on instructions found at [www.atpi.org/submission](http://www.atpi.org/submission). Read the rules for each contest carefully. Students may only compete in one contest on Friday and one on Saturday. No teachers or advisers will be allowed to advise or instruct students during competitions. Entry fee: \$10 per person per contest, except where noted.

## N101 | ATPI Digital Editing Contest (on-site)

Students will be given a series of scanned images and a period of time in which to use Adobe Photoshop to create a contest entry. The emphasis of this contest is to see how creative the students can be. Students will use a computer lab on campus for this contest. Each school may have no more than three students in the competition. This contest will be Saturday from 9 - 11 a.m. *Materials:* none

## N102 | ATPI Picture Package Contest (upload entries prior to convention)

This contest is an individual competition, but schools may register up to five students. Students will receive an assignment for their photographs the week of the conference on the ATPI website, Facebook and Twitter accounts. Students will have until 11 p.m. Thursday, Feb. 19, to assemble and submit three images to [contest.atpi.org](http://contest.atpi.org) that best captures the assignment. *Materials:* digital camera, any special equipment

## N103 | ATPI Digital Image Contest (on-site)

The contest will provide students with a list of categories and two hours to photograph on Friday. Students will submit entries from a lab on campus. No manipulation of the images in software such as Adobe Photoshop will be allowed. Schools are limited to four contestants for this contest. This contest will be Friday from 3 - 5:30 p.m. *Materials:* digital camera, card reader or cables to connect the camera to a computer for downloading, any special equipment

*NOTE: Students must have a signed permission form to compete in this contest.*

## ATPI Photo Scavenger Hunt (on-site)

### N104 Team 1, N105 Team 2, N106 Team 3

This contest will challenge the students' power of observation. The team of one to three students will be provided a list of items to photograph and two hours to photograph with a single camera. No more than three students on a single team. The contest will start Friday afternoon at 3 p.m. By 5 p.m. the team must turn in a point tally sheet and the camera storage card, which will be returned on Sunday morning. Entry fee is \$25 for each team. *Materials:* one digital camera

## ATPI Video Contest (on-site)

### N107 Team 1, N108 Team 2, N109 Team 3

Students will be provided a theme for the video on Friday at 3 p.m. and will have 19 hours to complete the assignment. Teams may consist of one to three students. Students will have overnight to complete their videos. Students must upload entries to Vimeo and share it with the ATPI group by 10 a.m. on Saturday. Entry fee is \$25 for each team. *Materials:* digital video camera, editing laptop with your software.

## N110 | ATPI Cropped Contest (pre-conference and on-site)

Do you have what it takes to survive the Cropping Tool? Schools are limited to four student entrants. Students will be given an assignment on Monday, Feb. 16 that they must upload to [contest.atpi.org](http://contest.atpi.org) by 11 p.m. Thursday, Feb. 19. These images will be critiqued beginning at 9 a.m. on Saturday morning. From that group, students will be selected to move into the next round of the contest. In each round, students will have a specific amount of time (from 15-30 minutes depending on the round) to capture one image. After a quick critique from the judges, half of the students will be cropped from the group and the remaining students will be given the next assignment. The contest will start Saturday morning at 9 a.m. and will run until 11:45 a.m. *Materials:* digital camera

## ATPI School Portfolio Contest (upload entries prior to convention)

### N111 Team 1, N112 Team 2, N113 Team 3

A team of four students will compete in this contest. Students will receive a list of potential themes the week of the contest. The list will be posted on the ATPI website ([atpi.org](http://atpi.org)), Twitter (@atpi) and Facebook pages. Students will have until 11 p.m. on Thursday to submit entries at [contest.atpi.org](http://contest.atpi.org). Each student will contribute one image, which must be taken during time period between receiving the list of themes and the deadline. Entry fee is \$25 for the team. *Materials:* digital cameras

## N400 | Faculty Digital Contest (on-site)

All faculty members will be registered into this contest. There is no entry fee, but teachers must bring their own digital camera. Teachers will be given several categories to select from. Images must be downloaded from the digital cameras by 11 a.m. on Saturday. Images will be judged from the computer. *Materials:* digital camera

## N500 | The B.I.G. 72 | Video Contest (pre-conference)

List N500 as the contest under the instructor's name on the registration form to register your school.

Get ready for a roller coaster of challenges as you compete for bragging rights as the best on-the-spot program. Schools will be given a topic, via ATPI's Twitter feed, on Thursday, Feb. 12 at 9 p.m. CST. Students and instructors can work together with the given theme within a 72-hour time frame. Teams will upload their entries to Vimeo by Sunday at midnight and share them to ATPI's Vimeo group. Total running time must not exceed three minutes. A thematic element will be given at the start of the contest which MUST be incorporated within the entry. Entry fee is \$25 for the team.

## Environmental Self-Portrait Contest (upload entries prior to convention)

This is a pre-conference contest for students and teachers. Entries are due by 11 p.m. on Thursday, Feb. 19. There is a 50-cent entry fee per image. This is the only contest that does not require attendance at the convention to compete, but at least one student from the school must be in attendance. See the flier included with the newsletter or go to [www.atpi.org/selfportrait](http://www.atpi.org/selfportrait) for the rules.

# Registration form (copy, mail AND bring with you in February)

PRINT OR TYPE CLEARLY  
NAME

EXAMPLE: Craig Coyle

This form is also available on-line at  
<http://www.atpi.org/register.htm>

SPECIAL LUNCH NEEDS	PORTFOLIO REVIEW - \$5		IN-DEPTH SESSION		ON-SITE CONTEST		ON-SITE CONTEST		ON-SITE CONTEST	
	A200	H121	H120	H115	H106	H102	N101	N102		
vegetarian	<input type="checkbox"/> none <input type="checkbox"/> vegetarian <input type="checkbox"/> gluten-free	<input type="checkbox"/> none <input type="checkbox"/> vegetarian <input type="checkbox"/> gluten-free	<input type="checkbox"/> none <input type="checkbox"/> vegetarian <input type="checkbox"/> gluten-free	<input type="checkbox"/> none <input type="checkbox"/> vegetarian <input type="checkbox"/> gluten-free	<input type="checkbox"/> none <input type="checkbox"/> vegetarian <input type="checkbox"/> gluten-free	<input type="checkbox"/> none <input type="checkbox"/> vegetarian <input type="checkbox"/> gluten-free	<input type="checkbox"/> none <input type="checkbox"/> vegetarian <input type="checkbox"/> gluten-free	<input type="checkbox"/> none <input type="checkbox"/> vegetarian <input type="checkbox"/> gluten-free	<input type="checkbox"/> none <input type="checkbox"/> vegetarian <input type="checkbox"/> gluten-free	<input type="checkbox"/> none <input type="checkbox"/> vegetarian <input type="checkbox"/> gluten-free

## SCHOOL INFORMATION:

School Name

Address

City/ZIP

Instructor's Name

E-mail

Phone/Fax

## MEMBERSHIPS:

- ☐ \$20 Association of Texas Photography Instructors
- ☐ \$35 Texas Association of Journalism Educators
- ☐ \$60 Journalism Education Association
- ☐ \$30 Southern Interscholastic Press Association

## REGISTRATION FEES:

Register \_\_\_\_ students at \$35 each by Feb. 6 = \_\_\_\_\_

Register \_\_\_\_ teachers at \$35 each by Feb. 6 = \_\_\_\_\_

Register \_\_\_\_ students at \$45 each after Feb. 6 = \_\_\_\_\_

Register \_\_\_\_ teachers at \$45 each after Feb. 6 = \_\_\_\_\_

On-site registration is \$55/person

Register \_\_\_\_ speakers at \$0

## TOTALS:

Total due for registration: \$ \_\_\_\_\_

Total due for memberships: \$ \_\_\_\_\_

Total due for contests (\$10/\$25 each): \$ \_\_\_\_\_

Total due for self-portrait contest (50¢ each): \$ \_\_\_\_\_

TOTAL DUE: (Check/P.O. \_\_\_\_\_) \$ \_\_\_\_\_

Make checks payable to ATPI and mail to:

ATPI • P.O. Box 121092 • Arlington, TX 76012

☐ I would like to volunteer to help at the conference

## IMPORTANT NOTES:

- Use the online form if possible.
- Copy form if registering additional participants
- Hotel deadline is Jan. 31
- Check the contest schedule carefully for correct date and times.
- **NO REFUNDS AFTER FEB. 13.**
- For more information, contact [info@atpi.org](mailto:info@atpi.org).



# release form

(one for each student)

ATPI may provide transportation to and from an off-site location for certain competitions. By registering for the conference and signing below, parents and students release from liability ATPI, its officers and its authorized drivers. Without a signed release, students cannot participate in some contests and will need to make another selection. This form must be hand-delivered to the registration desk before the competitions begin.

Name \_\_\_\_\_

School \_\_\_\_\_

School address \_\_\_\_\_

School phone \_\_\_\_\_

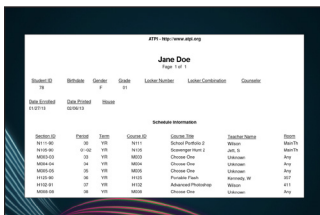
Fax \_\_\_\_\_

Instructor's e-mail \_\_\_\_\_

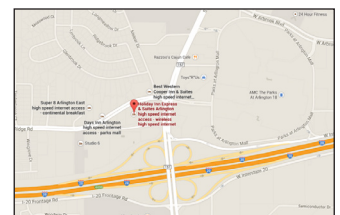
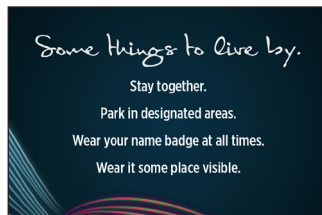
student signature

parent/guardian signature

instructor signature



Registration ID	Student	Grade	Room	Room Number	Room Description	Room Status
10000001	Jene Doe	11	10000001	10000001	10000001	10000001



# rules

Share the following guidelines with your students.

- Students and instructors are all required to attend the opening session covering conference expectations.
- Students should be in their hotel rooms by midnight, making no excessive noise. The hotel reserves the right to remove disruptive guests.
- No students will be admitted without an instructor or chaperone approved by the school. At least one chaperone or instructor is required for every 10 students. Instructors and any other designated chaperones assume responsibility for their students' behavior during the conference.
- All students, chaperones and instructors are expected to wear their conference name badge at all times while at the conference.
- ATPI officials reserve the right to declare all fees forfeited and to send students home at their own expense for violation of these rules of conduct.

**Advice for attending from MICHAEL PEÑA:** Bring a heavy coat and earmuffs. **Advice for attending from JEFF GRIMM:** Bring enthusiasm and a sense of humor. Attend all your classes. Walk the campus and think about what you want in a college. **Advice for attending from CLINT SMITH:** Ensure your students attend classes. Dress in layers. Walmart is over the interstate from the hotel. Encourage people to rise early and not to crowd the breakfast area. Establish a lights out time. Bring petty cash from club account for supplies needed for contest. Loan gear only to advisers. We loaned a flash to a student and never got it back. Have one person in your group with a hotspot-capable phone. Hotel internet may not be working for video uploads. **Advice for attending from SUE JETT:** Look at the schedule ahead of time and plan. Help the students work out their individual schedules so they get the most out of the conference. Take a class you know nothing about just to get out of the comfort zone. Don't be afraid to ask questions. Everyone is willing to help. **More advice for attending from MICHAEL PEÑA:** Encourage the students to get to bed at a reasonable hour. Seems like most of the issues I've run into all could have been avoided if the students had just gone to bed earlier. Be flexible, leave the drama at home, learn something, and most importantly have fun. #yourgonnamisthis Oh and P.S. Don't forget the memory cards! **More advice for attending from DEANNE BROWN:** Get a form signed for each student that has important info such as: emergency contact numbers, allergies, medicines, health insurance. Also include contract for behavior (no tobacco use, respect curfew, etc.)

# hotel

## DEADLINE: Jan. 31, 2015

The convention hotel is 3.8 miles south of the University of Texas at Arlington and right across the street from The Parks at Arlington Mall and numerous places to get lunch or dinner. The hotel's Express Start Breakfast Bar is included with hotel registration. Internet access is also included in the cost of hotel registration as is access to the health and fitness center with two treadmills, two bikes, elliptical machine and free weights.

Students must be in their hotel rooms by midnight. The hotel reserves the right to remove disruptive guests.

**HOTEL:** Holiday Inn Express Arlington (1721 Pleasant Place). Rooms are \$99 plus tax and the block includes a variety of room types. The deadline to reserve a room in the block is Jan. 31.

6,384  
digital images

189  
prints

73  
videos

107  
faculty entries



Judges look over prints entered in the 2014 ATPI Fall Contest in Arlington. Judges spent from 8 a.m. until 3 p.m. looking over thousands of images.

### COMMENTS FROM STUDENTS WHO OBSERVED JUDGING from Aledo High School (Sandra Sawyer, instructor)

*"I learned that it is very important to take time and choose your category wisely for your photograph. The ATPI website shows statistics and how many photographs were entered in the category the previous year, I have learned it is better to choose a category that is not overused. In the competition photographs aren't analyzed for a very long time, so, if it does not stand out, do not enter it."* | **HAYDEN SMITH**

*"I learned that a picture must immediately stand out to the eyes and opinions of all the judges in the room. A picture has to take the judge to a new world, to give them light that pulls them into the picture, and expose them to characters that they can relate. I also learned that each photo taken should be out of the box, most judges prefer not to see the same thing over and over again."* | **ZEPHYR GUNTER**

*"I learned that a picture can not be cliché or something that someone would immediately think is not original. Also I learned to put a lot of thought when selecting your pictured and when putting them in a category. These pictures have to be unique and tell a story so that they can stand out and so that the judges will immediately be able to tell what story your picture is telling."* | **BREANNA HEBERT**

*"I learned that composition in the pictures is very important and also the lighting. It is best to experiment with your creativity no matter how odd you think it is. You want your pictures to stand out from the rest; make it one-of-a-kind."* | **CHANDLER HAYES**

510  
entries in  
largest category,  
Advanced  
Informal Portrait

2,188  
beginning digital  
entries from 750  
students

4,196  
advanced digital  
entries from 795  
students



**JUDGES** ♦ REX CURRY, Dallas commercial photographer | LINDSEY MILLER, Dallas commercial and fine art photographer | DANNY HURLEY, Dallas commercial photographer | TADD MYERS, Dallas commercial photographer | CLIF PALMBERG, product manager/sales representative, Balfour Publishing | MIKE TAYLOR, national accounts manager, Walsworth Publishing



*"The impressive photography coming in from both beginner and advanced categories was inspiring to my own art, I gathered many wonderful ideas for my next projects."*

*"Judging ATPi was tougher than I expected. I was always wanting multiple first places, but always went with my gut to reward the photographer that I thought intentionally did best at exploring the category while merging technical skill and artfulness."*

**LINDSEY MILLER, Photographer/Owner of LindseyMillerPhoto.com**



**FIRST PLACE, BEGINNING TRAVEL** by Maureen Hanes, Summit High School (Arlington), Sharon Ellman, instructor



**SECOND PLACE, BEGINNING SPORTS-ACTION** by Terra Cross, Robert G. Cole High School (San Antonio), Brenda Marafioti, Instructor



**SECOND PLACE, ADVANCED THEMATIC - GO!** by Tony Sutherland, Creekview High School (Carrollton), Leah Waters, instructor



**THIRD PLACE, BEGINNING ARCHITECTURE** by Talia Klein, Greenhill School (Addison), Frank Lopez, instructor | **SECOND PLACE, BEGINNING INFORMAL PORTRAIT** by Ben Swayze, Highland Park High School (Dallas), Chris Fullwood, instructor | **FIRST PLACE, BEGINNING CELL PHONE/ SMARTPHONE** by Gabby Hyde, Nolan Catholic High School (Fort Worth), Christine Coleman, instructor | **FIRST PLACE, ADVANCED DIGITALLY CONSTRUCTED SINGLE IMAGE** by Annie Savage, Shawnee Mission East (Prairie Village, Kan.), Dow Tate, instructor



## ◆ Briefs

### Spring contest submissions simplified

Based off suggestions from the contest committee, Rising Star portfolios will undergo changes this spring. While schools will still be required to enter prints, they will no longer be required to be matted or mounted.

Hal Fulgham Memorial and Sharon Jacobus Memorial scholarship portfolios will now be digital only.

Requirements will remain the same for Top Program.



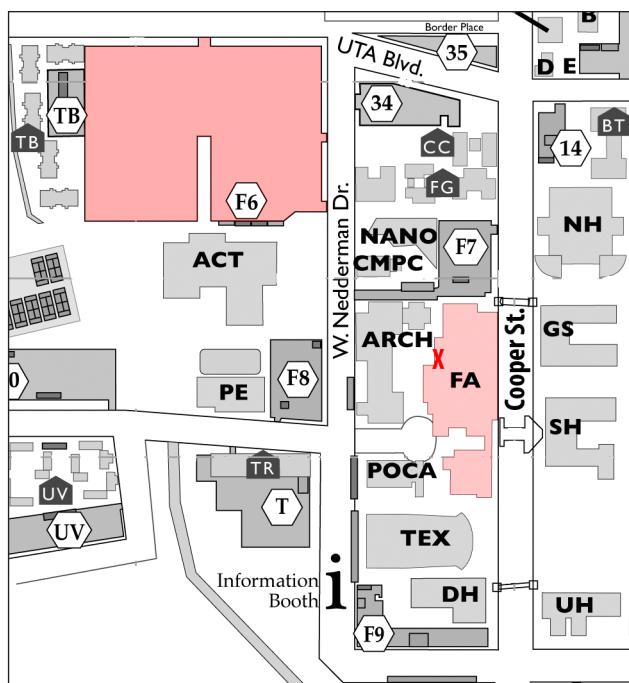
### A few books still available

There are copies of the third edition of the *Best of Texas High School Photography*. Copies can be purchased at \$45 for members and \$70 for nonmembers. The cost includes shipping. E-mail [info@atpi.org](mailto:info@atpi.org) if you are interested in purchasing a copy.

### Renew your membership

Have you renewed your membership in ATPI yet? You can join ATPI for only \$20/year and help support the organization. If you aren't sure if you have already paid, e-mail [info@atpi.org](mailto:info@atpi.org) and we'll let you know.

## ATTEND THE WINTER CONFERENCE AT UT-ARLINGTON



The University of Texas  
**ARLINGTON**™

The ATP annual convention will be at the University of Texas at Arlington, Feb. 20-22.

UTA is located about halfway between Interstate 20 and Interstate 30 on Cooper Street, south and west of Six Flags, the Dallas Cowboys AT&T Stadium and the Texas Rangers Globe Life Park.

Most classes will be in the Fine Arts building right off Cooper Street. Park only in the open lot just to the north of the ACT building and off of Nedderman Dr.

## SOME OTHER FALL CONTEST ENTRIES

**ADVANCED, INFORMAL-ENVIRONMENTAL PORTRAIT** by Haley Yates, Richardson High School, Wade Kennedy, instructor



**ADVANCED OPEN** by Hannah Bratton, Tuloso-Midway High School (Corpus Christi), Matthew R. Meinheit, instructor



**ADVANCED TIME EXPOSURE** by Nancy Chavez, Venture School (Arlington), Michael Kunkel, instructor



**ADVANCED PORTFOLIO** by Caitlyn Epes, Ursuline Academy of Dallas, Bill Thompson, instructor

Imagemaker



### DECEMBER 2014

The ATPI Imagemaker is a publication of the Association of Texas Photography Instructors. Articles may be reprinted with permission of the Association at P.O. Box 121092, Arlington, TX 76012. ATPI is a non-profit organization under 501(c)(3) of the Internal Revenue Code.

Deanne Brown, President  
Michael Peña, Vice President  
Sue Jett, Secretary  
Craig Coyle, Past President

Andrea Negri, Editor  
Bradley Wilson, Senior Consultant  
Mark Murray, Executive Director